

Ministerul Educației

# LIMBA MODERNĂ ENGLEZĂ

clasa a III-a



Elena Sticlea  
Cristina Mircea

Acest manual școlar este proprietatea Ministerului Educației.

Acest manual școlar este realizat în conformitate cu Programă școlară aprobată prin OM Nr. 5003 / 02.12.2014.

116.111 - numărul de telefon de asistență pentru copii



Ministerul Educației

# LIMBA MODERNĂ ENGLEZĂ

clasa a III-a

Elena Sticlea  
Cristina Mircea

Manualul școlar a fost aprobat de Ministerul Educației prin Ordinul de Ministru nr. 4200 / 07.07.2021.

Manualul este distribuit elevilor în mod gratuit, atât în format tipărit, cât și în format digital, și este transmisibil timp de patru ani școlari, începând din anul școlar \_\_\_\_.

Inspectoratul Școlar \_\_\_\_\_

Școala/Colegiul/Liceul \_\_\_\_\_

ACEST MANUAL A FOST FOLOSIT DE:

Anul	Numele elevului	Clasa	Anul școlar	Aspectul manualului*	
				la primire	la predare
1.					
2.					
3.					
4.					

\* Pentru precizarea aspectului manualului se va folosi unul dintre următorii termeni: nou, bun, îngrijit, neîngrijit, deteriorat.

- Cadrele didactice vor verifica dacă informațiile înscrise în tabelul de mai sus sunt corecte.
- Elevii nu vor face niciun fel de însemnări pe manual.

**Descrierea CIP a Bibliotecii Naționale a României**

STICLEA, ELENA

Limba modernă : Engleză - clasa a III-a / Elena Sticlea, Cristina Mircea. -

București : Booklet, 2021

**ISBN 978-606-590-925-0**

I. Mircea, Cristina

811.111

Referenți științifici:

Prof. dr. Roxana Cristina Petcu, Facultatea de Litere, Universitatea din București

Prof. grad didactic I Valentina Barabaș, Școala Superioară Comercială „Nicolae Kretzulescu”, București

Redactor:

Ioana Tudose, Alina Stancu, Raluca Luca

Design interior și copertă:

Andreea Chele

Ilustrații:

Oana Zvâncă, Raluca Guraliuc

Tehnoredactare:

Monica Bîrlodeanu, Roxana Epure

Audio/ Video:

Quartz Film

Digital:

MyKoolio

Voci/ interpretare:

Clive Sheppard, Ella Gambold,  
Ciaran Coyle, Luisa Neagu

**Editura Booklet**

Pentru comenzi:

tel: 021 430.3095

e-mail: comenzi@booklet.ro

Comenzi online:

www.booklet.ro

© **Editura Booklet**

Toate drepturile asupra lucrării aparțin editurii.

# Table of Contents

UNITS	TOPIC	VOCABULARY	STRUCTURES	COMPETENCES
<b>1.</b> <b>A NEW FRIEND</b> pp. 10 - 17	<ul style="list-style-type: none"> <li>Introducing a friend</li> <li>Greetings</li> <li>Telling the time</li> </ul>	<ul style="list-style-type: none"> <li>colours</li> <li>numbers 11-20</li> <li>clothes items</li> </ul>	<ul style="list-style-type: none"> <li>have got / has got</li> </ul>	1.1. 2.1. 1.2. 3.2. 1.3. 3.3.
<b>2.</b> <b>THE GOLDEN BOOK</b> pp. 18 - 25	<ul style="list-style-type: none"> <li>Talking and asking about location of objects</li> </ul>	<ul style="list-style-type: none"> <li>school objects</li> </ul>	<ul style="list-style-type: none"> <li>on, under, in, next to</li> <li>a / an</li> </ul>	1.1. 3.1. 1.3. 3.2. 2.2. 3.3.
<b>3.</b> <b>THE CHINESE DRAGON</b> pp. 26 - 33	<ul style="list-style-type: none"> <li>Describing people</li> <li>Introducing family members</li> </ul>	<ul style="list-style-type: none"> <li>physical appearance</li> <li>the extended family</li> <li>China, the Great Wall</li> </ul>	<ul style="list-style-type: none"> <li>my, your, his, her, our, their</li> <li>have got / has got</li> </ul>	1.1. 3.1. 1.3. 3.2. 2.1. 3.3. 2.3.
<b>4.</b> <b>THE TREE HOUSE</b> pp. 34 - 41	<ul style="list-style-type: none"> <li>Describing the house, identifying rooms, furniture and location of objects in the house</li> </ul>	<ul style="list-style-type: none"> <li>rooms</li> <li>furniture</li> <li>objects in the house</li> <li>location of objects</li> </ul>	<ul style="list-style-type: none"> <li>on, in, in front of, next to, behind</li> <li>there is / there are</li> </ul>	1.1. 3.1. 1.3. 3.2. 2.1. 3.3. 2.3.
<b>5.</b> <b>CHEWBOOK IS IN LONDON</b> pp. 42 - 49	<ul style="list-style-type: none"> <li>Talking about locations in town</li> </ul>	<ul style="list-style-type: none"> <li>buildings</li> <li>colours</li> <li>clothes</li> <li>England, London, Big Ben, the British Museum</li> </ul>	<ul style="list-style-type: none"> <li>between, in front of, next to, behind</li> <li>have got / has got</li> </ul>	1.1. 3.1. 1.3. 3.2. 2.2. 3.3.
<b>6.</b> <b>THE CHRISTMAS BOOK</b> pp. 50 - 57	<ul style="list-style-type: none"> <li>Christmas activities</li> </ul>	<ul style="list-style-type: none"> <li>winter activities</li> <li>toys</li> <li>magic creatures</li> <li>the North Pole, Santa's toy factory</li> </ul>	<ul style="list-style-type: none"> <li>can / can't cannot</li> </ul>	1.1. 2.2. 1.3. 3.1. 2.1. 3.2.
<b>REVISION 1 (UNIT 1-UNIT 6)</b> pp. 58 - 59				
<b>7.</b> <b>WELCOME TO ITALY!</b> pp. 60 - 67	<ul style="list-style-type: none"> <li>Asking about items in a menu / shop</li> </ul>	<ul style="list-style-type: none"> <li>food</li> <li>Italy, Rome</li> </ul>	<ul style="list-style-type: none"> <li>some / any</li> <li>have got / has got</li> <li>a / an</li> <li>there is / there are</li> </ul>	1.1. 2.1. 1.2. 2.2. 1.3. 3.1.
<b>8.</b> <b>WE ARE SURFING IN HAWAII</b> pp. 68 - 75	<ul style="list-style-type: none"> <li>Writing an e-mail / a postcard to a friend</li> </ul>	<ul style="list-style-type: none"> <li>leisure activities</li> <li>Hawaii, the beach</li> </ul>	<ul style="list-style-type: none"> <li>Yes, I can. / No, I can't.</li> <li>I am / am not swimming.</li> <li>Are you swimming?</li> <li>Yes, I am. / No, I'm not.</li> </ul>	1.1. 3.2. 1.2. 3.3. 1.3. 4.2. 2.2.

# Table of Contents

UNITS	TOPIC	VOCABULARY	STRUCTURES	COMPETENCES
<b>9.</b> <b>THE FLYING BOOK</b> pp. 76 - 83	<ul style="list-style-type: none"> <li>Talking about farm animals</li> </ul>	<ul style="list-style-type: none"> <li>farm animals</li> <li>numbers</li> <li>Romania, Bran Castle</li> </ul>	<ul style="list-style-type: none"> <li>How many...?</li> <li>there is / there are</li> </ul>	1.1. 1.2. 1.3. 2.2. 3.2. 3.3. 4.2.
<b>10.</b> <b>THE MYSTERY AGENCY</b> pp. 84 - 91	<ul style="list-style-type: none"> <li>The town: indicating location</li> <li>Describing daily routines</li> <li>Telling the time</li> </ul>	<ul style="list-style-type: none"> <li>daily activities</li> </ul>	<ul style="list-style-type: none"> <li>next to, in front of, behind, at, to</li> <li>Yes, I do. / No, I don't.</li> </ul>	1.1. 1.2. 1.3. 2.1. 2.2. 3.2.
<b>11.</b> <b>WELCOME TO RIO!</b> pp. 92 - 99	<ul style="list-style-type: none"> <li>Describing a movie / book character</li> <li>Describing routines and leisure activities</li> </ul>	<ul style="list-style-type: none"> <li>movie / book characters</li> <li>physical appearance</li> <li>Rio Carnival, Statue of Christ</li> </ul>	<ul style="list-style-type: none"> <li>I like / I don't like wizards.</li> <li>I like / I don't like dancing samba.</li> </ul>	1.1. 1.3. 2.2. 2.3. 3.2. 3.3.
<b>12.</b> <b>WIZBOOK PAINTS IN PARIS</b> pp. 100 - 107	<ul style="list-style-type: none"> <li>Talking about free time activities and hobbies</li> </ul>	<ul style="list-style-type: none"> <li>leisure activities</li> <li>hobbies</li> <li>Paris, the Eiffel Tower</li> </ul>	<ul style="list-style-type: none"> <li>this / that</li> <li>these / those</li> </ul>	1.1. 1.3. 2.2. 3.1. 3.2. 3.3.
<b>13.</b> <b>WE ARE ALL FRIENDS</b> pp. 108 - 115	<ul style="list-style-type: none"> <li>Preparing a party / celebration</li> <li>Describing people</li> <li>Locating familiar objects and buildings</li> </ul>	<ul style="list-style-type: none"> <li>party elements</li> <li>locations</li> <li>clothes</li> </ul>	<ul style="list-style-type: none"> <li>How much...?</li> <li>It's Christie's book. / It's her book.</li> </ul>	1.1. 1.3. 2.1. 3.1. 3.2. 3.3. 4.1. 4.2.
<b>FINAL REVISION</b> pp. 116 - 117				
<b>PROJECTS (HALLOWEEN, HAPPY EASTER!)</b> pp. 118 - 119				1.1. 1.3. 2.1. 2.3. 3.1. 3.2. 3.3. 4.1.
<b>ANEXĂ – OBSERVAREA SISTEMATICĂ A ACTIVITĂȚII ȘI COMPORTAMENTULUI ELEVILOR</b> pp. 120				

## LIMBA MODERNĂ ENGLEZĂ CLASA A III-A

### 1. Receptarea de mesaje orale simple

- 1.1. Identificarea semnificației globale a unui mesaj oral clar articulat în contexte familiare
- 1.2. Identificarea orei și a cantității exprimate numeric (prețuri, numere) în cadrul unui mesaj audiat articulat clar și rar
- 1.3. Manifestarea disponibilității pentru receptarea de mesaje orale simple adecvate vârstei

### 2. Exprimarea orală în situații de comunicare uzuală

- 2.1. Cererea și oferirea de informații referitoare la numere, la prețuri, la exprimarea orei
- 2.2. Participarea la interacțiuni în contexte de necesitate imediată/ pe teme familiare
- 2.3. Descrierea simplă a unei persoane/ unui personaj

### 3. Receptarea de mesaje scrise simple

- 3.1. Recunoașterea semnificației unor fraze uzuale tipice pentru viața cotidiană
- 3.2. Identificarea semnificației globale a unui text simplu pe teme familiare
- 3.3. Descifrarea unor mesaje simple familiare primite de la prieteni, colegi, profesor

### 4. Redactarea de mesaje simple în situații de comunicare uzuală

- 4.1. Scrierea unei felicitări de ziua cuiva sau pentru o sărbătoare
- 4.2. Redactarea unui mesaj simplu către un coleg

# Ghid de utilizare a manualului digital

## Ce este manualul digital?

Manualul digital reproduce întregul conținut din versiunea tipărită, oferind elevilor posibilitatea de a interacționa cu diverse elemente de conținut. Astfel, aceștia vor putea viziona animații sau filme, rezolva exerciții interactive și naviga prin manual.

## Simbolurile folosite în manualul digital:

### 1. AMII animat:

- videoclipuri cu informații și activități suplimentare;
- înregistrări audio.

### Videos:

- videos with extra information and activities;
- audio recordings.

### 2. AMII static:

- imagini;
- informații și activități suplimentare.

### Pop-ups:

- pictures and extra practice.

### 3. AMII interactiv:


- exerciții de alegere multiplă, de tip adevărat sau fals, de asociere, de completare.

### Interactive activities:

- multiple choice, true or false, writing and matching exercises.

**LESSON 1**

**3 Look, listen and repeat:**




dragon my uncle his dog

**4 Look at exercise 1 and write T (True) or F (False):**

a. Our mission is the Chinese Dragon. ( ) c. Chewbook has got the Silver Book. ( )  
b. The dragon is in China. ( ) d. That's my uncle, Dong. ( )

**5 Do you remember? Match the words to the pictures:**



father brother grandma  
mother sister grandpa

**LESSON 2**

**4 Look and match:**



jumper hat dress jacket skirt T-shirt  
trousers boots shorts sandals bag

**5 Fill in has got / hasn't got:**

Example: Tommy *has got* a purple T-shirt.  
Jenny *hasn't got* jeans.

a. Jenny \_\_\_\_\_ a bag?  
b. Jenny \_\_\_\_\_ a blue jacket?  
c. Tommy \_\_\_\_\_ orange shoes?  
d. Jenny \_\_\_\_\_ glasses?  
e. Tommy \_\_\_\_\_ an umbrella?



**6 Look again at the picture in exercise 5. Circle has got / has not (hasn't) got:**

1. Jenny has got / hasn't got a pink dress.  
2. Tommy has got / hasn't got a bag.  
3. Tommy has got / hasn't got jeans.  
4. Jenny has got / hasn't got gloves.

## Cum se folosește manualul digital?

### 1. Meniul superior



**Mărire/micșorare** – se mărește sau se micșorează fereastra, pentru o vizualizare adecvată a elementelor de interes.



**Căutare** – pot fi efectuate căutări în manualul digital după cuvinte-cheie.



**Cuprins** – deschide cuprinsul manualului digital.



**Înapoi la prima pagină** – se revine la prima pagină a manualului digital.



**Pagina anterioară** – se accesează pagina anterioară paginii curente.



**Pagina următoare** – se accesează pagina următoare paginii curente.



**Salt la ultima pagină** – se accesează ultima pagină a manualului digital.





**Adnotări** – deschide o galerie de instrumente, cu funcții diferite, ce permit operații în timp real: sublinieri, adnotări, încercuiri, demarcări, mascări, evidențieri etc.






**Indicații** – se accesează ecranul cu indicații.



### 2. Ajutor în utilizarea AMII interactiv:

Deschide interacțiunea dând click cu mouse-ul pe exercițiu. Pentru exercițiile de completare, utilizează mouse-ul pentru a poziționa cursorul pe spațiul în care dorești să completezi. Pentru exercițiile de alegere, utilizează mouse-ul pentru alegerea variantei de răspuns. Apasă butonul **Check (Verifică)** pentru a vedea dacă ai ales corect. Pentru ambele tipuri de exerciții apare culoarea verde și  pentru răspunsul corect. Pentru răspunsul greșit apare culoarea roșie și . Pentru a relua rezolvarea exercițiului, apasă butonul **Retry (Reîncearcă)**. Poți vedea răspunsurile corecte și apăsând butonul Show answers (**Afișează soluția**).

### 3. Ajutor în utilizarea AMII animat:

Apasă pe butoanele  /  pentru a deschide aplicația. Butonul **Play** este localizat pe bara de jos a ferestrei, alături de **Volum** și opțiunea de **Afișare completă** pe ecran. Pentru a opri temporar aplicația, apasă butonul **Pauză**, de pe bara de jos a ferestrei. Pentru a ieși din aplicație, apasă pe butonul  din colțul din dreapta sus al ferestrei.

### 4. Ajutor în utilizarea AMII static:

Apasă pe butonul . Imaginea se va deschide mărită. Apasă pe butonul  din colțul din dreapta sus, pentru a închide aplicația.

# User guide for the digital textbook

## How to use the digital textbook

### 1. The main menu



**Zoom-in/Zoom-out** – enlarge or reduce the page.



**Search** – search for keywords in the digital textbook.



**Menu** – open and close the menu.



**Go to first page**



**Previous page** – go to previous page.



**Next page** – go to next page.



**Go to last page**



**Annotation** – A tool gallery for performing different actions in real time, such as: underlining, annotating, highlighting, etc.



**Help**

### 2. How to solve interactive exercises:

Click on the exercise. For *Fill in the blanks*, read each question or sentence carefully; use your mouse to place the cursor on the 'fill in box' and type in the answer. For *Choose the correct option*, click on the answer you think is correct. There is only one correct answer. Click on **Check** to verify your answers. Answers marked with green and ✓ are correct; the incorrect ones are marked with red and ✗. Click on **Retry** if you want to start the exercise again. You can also check the correct answer by clicking on **Show answers**.

### 3. How to use the audio-video icons:

Click on the 🎬 / 🎧 icon; the video file will open in a new window. The **Play** button is located on the menu bar at the bottom of the window, along with **Volume** control and **Full-screen display** options. You can pause the recording by clicking on **Pause**, or close the window by clicking on the ✕ button in the upper right corner, on the left.

### 4. How to use the pop-up icons:

Click on the 🖼️ icon; a new window will open, showing the enlarged image. Use the ✕ button in the upper right corner to close the window.



## MEET YOUR FRIENDS



Jenny



Christie



Blip Blop

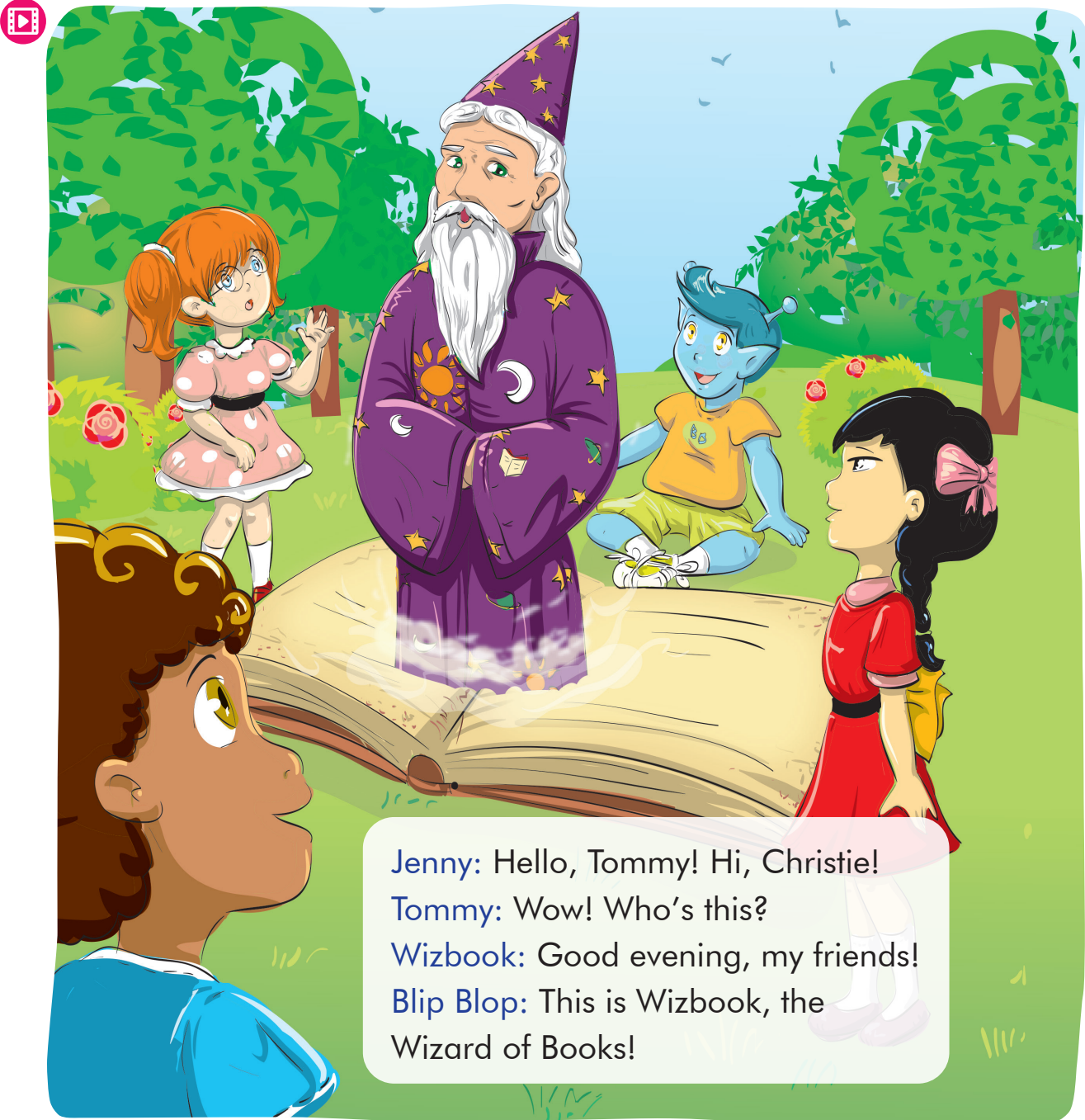
Chewbook

Tommy



Wizbook

### 1 Look, listen and read:



Jenny: Hello, Tommy! Hi, Christie!

Tommy: Wow! Who's this?

Wizbook: Good evening, my friends!

Blip Blop: This is Wizbook, the Wizard of Books!

### 2 Listen again and choose the right answer:

The new friend is:    a. a boy    **b. a wizard**    c. a girl

# LESSON 1


## 3 Look, listen and repeat:



wizard



evening



Nice to meet you!



Who's this?

## 4 Draw lines and match the words!



GOOD  
NICE  
WIZARD  
WHO'S

MAGIC  
THIS?  
EVENING  
TO MEET YOU!

## 5 Look at the pictures and talk to your friend:



**You:** Who's this?  
**Your friend:** This is Jenny.

### 1 Listen and repeat:



11

eleven

12

twelve

13

thirteen

14

fourteen

15

fifteen

16

sixteen

17

seventeen

18

eighteen

19

nineteen

20

twenty

### 2 Look, say and point:



06:00

It's 6 o'clock!  
Good morning!



12:00

It's 12 o'clock!  
Good afternoon!



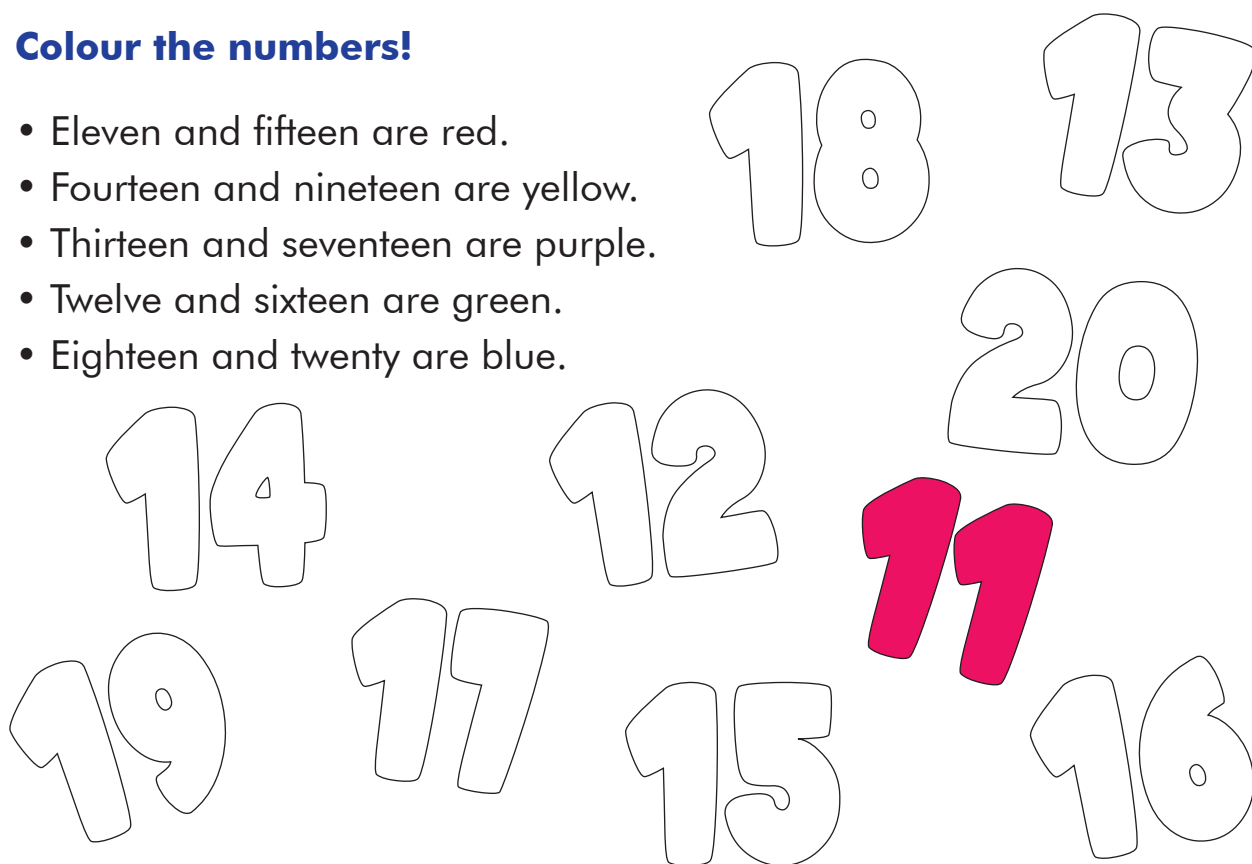
08:00

It's 8 o'clock!  
Good evening!

## LESSON 2

### 3 Colour the numbers!

- Eleven and fifteen are red.
- Fourteen and nineteen are yellow.
- Thirteen and seventeen are purple.
- Twelve and sixteen are green.
- Eighteen and twenty are blue.




### 4 Find the numbers!

- \_\_\_\_\_ eleven \_\_\_\_\_
- \_\_\_\_\_
- \_\_\_\_\_
- \_\_\_\_\_
- \_\_\_\_\_
- \_\_\_\_\_
- \_\_\_\_\_
- \_\_\_\_\_
- \_\_\_\_\_
- \_\_\_\_\_





### 1 Look, listen and read:

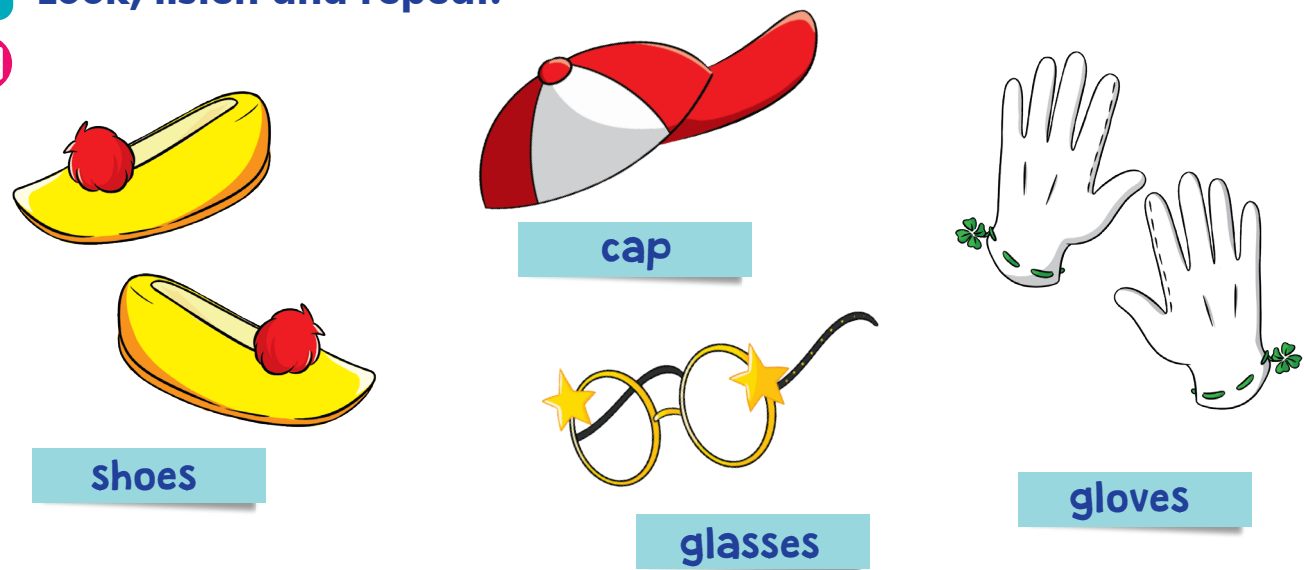


2 Read and say YES or NO:

- a. Chewbook is good.
- b. Blip Blop has got a magic cap.
- c. Tommy has got magic glasses.
- d. Christie has got magic shoes.

YES	NO
<input type="radio"/>	<input checked="" type="radio"/>
<input type="radio"/>	<input type="radio"/>
<input type="radio"/>	<input type="radio"/>
<input type="radio"/>	<input type="radio"/>

3 Look, listen and repeat:



4 Look and fill in:



Blip Blop has got a magic **cap**. Jenny has got magic \_\_\_\_\_. Tommy has got \_\_\_\_\_. Christie has got \_\_\_\_\_.

## GAME


### HOW TO PLAY

Roll the dice. The player with the highest number starts the game.  
When your answer is wrong, the next player continues.

**START!**


**1**

**2.** What colour  
is the cap?



**3.** Go back  
to start!

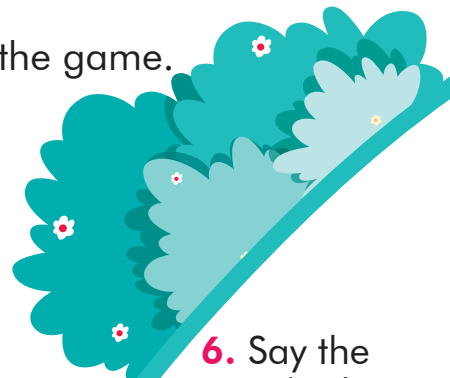
**4.** Go to  
number 6!



**5.** It's \_\_\_\_ o'clock.



**6.** Say the  
greeting!





7. Who is this?



8. Go back to number 5!



9. Go to number 11!



10. Say the greeting!



11. It's \_\_\_\_ o'clock.



12. What colour are the gloves?



**MISSION COMPLETE!**

HOW I THINK I'M DOING:



### 1 Look, listen and read:



**Wizbook:** Children, I have a mission for you! This is mission 1. Find the Golden Book. It's in your school.

**Christie:** Jenny, put on your magic glasses! What can you see now?

**Jenny:** Ready! I can see a green room, an eraser, an orange bookshelf and many books. It's the classroom.

**Tommy:** No, it's the library, it's green. The classroom is orange!



# LESSON 1

## 2 Look, listen and repeat:



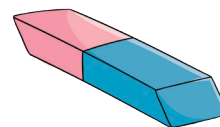
golden



bookshelf



library



eraser

## 3 Look at exercise 1 and write T (True) or F (False):



a. Put on your magic shoes. ( F )

c. This is mission 3. ( )

b. The bookshelf is orange. ( )

d. The classroom is not green. ( )

## 4 Do you remember? Match the objects to the words:



pencil

ruler

pencil case

schoolbag

pen

## 5 Listen and repeat the poem:

Welcome to Rainbow School!



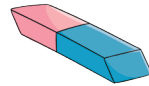
### 1 Listen and repeat:



a book

BUT

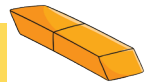
an eraser



a golden book

BUT

an orange eraser



### 2 Circle the correct word:

a. A / An elephant is big.

b. An / A mouse is small.

c. Give me a / an apple.

d. I can see a / an orange bookshelf.

e. It's an / a black cat.


f. This is an / a green library.

### 3 Fill in: a / an



This is the Golden Book. It's a story about a iguana with a umbrella. The iguana has two friends: a orange mouse and a big blue spider. They all live in a big zoo in London.

### 4 Find the objects!

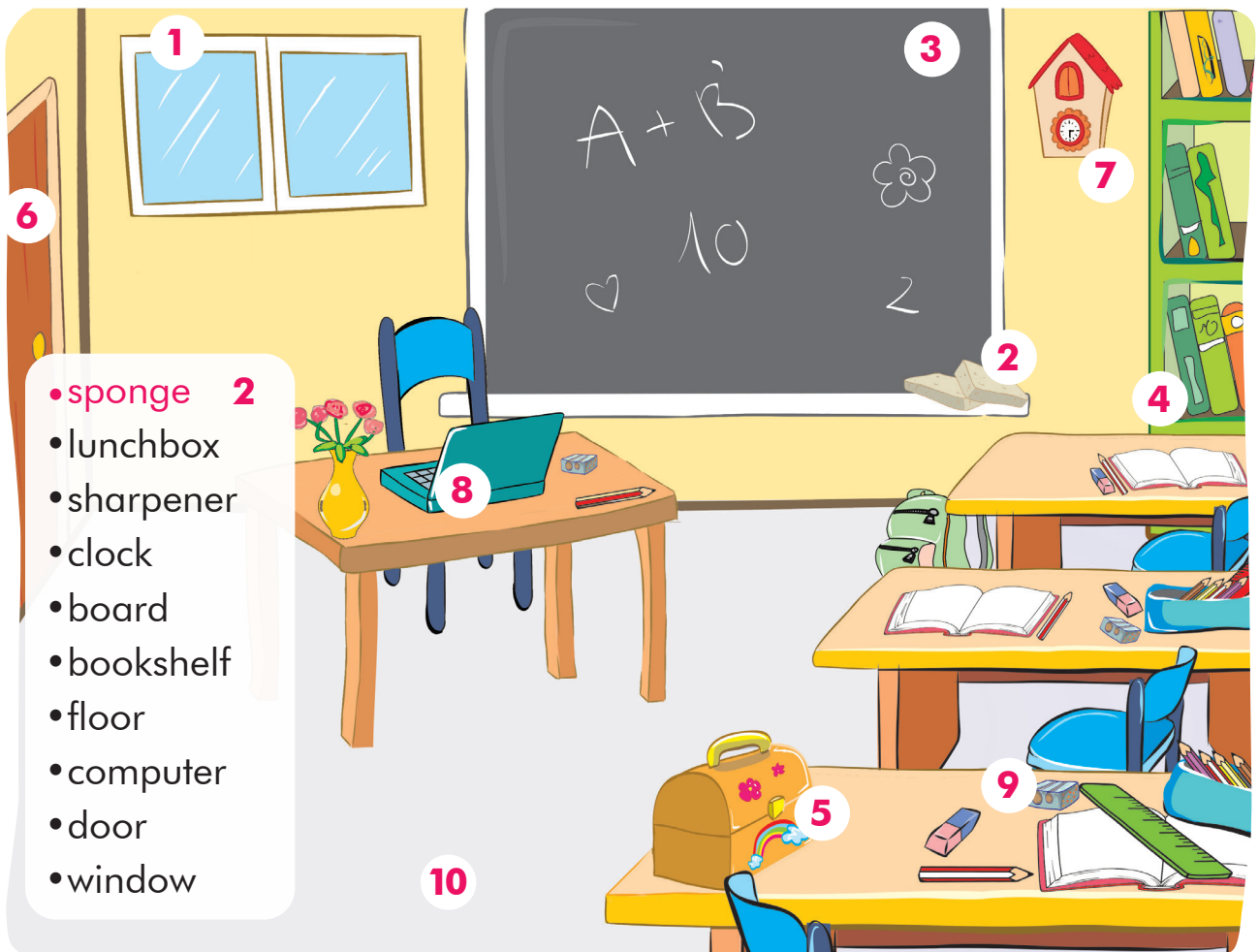


## LESSON 2

5 Look, listen and repeat the alphabet:



6 Match the objects to the words:



- sponge 2
- lunchbox
- sharpener
- clock
- board
- bookshelf
- floor
- computer
- door
- window

7 Spell the words in exercise 6!

Example: SPONGE → S - P - O - N - G - E



### 1 Look, listen and read:

Here we are, in the library!

Quickly, let's find the Golden Book!

Is it on the blue shelf?

No, no, it isn't. That's a yellow book!

Is it under the table?

No, it isn't. That's a golden box.

Look, a purple bookcase!

Hoorayyyy!! It's here, next to the big dictionary!

Quickly, Christie get the book and let's go! It's time for school!

### 2 Listen again and circle the answer:


The children are:      a. in the library      b. in the classroom

# LESSON 3

## 3 Read the text again and circle the correct answer:

1. What's next to the red book?    a. a yellow book    b. a golden book
2. What's under the table?    a. a box    b. a fox
3. What colour is the box?    a. gold    b. golden
4. What is next to the dictionary?    a. a book    b. a box

## 4 Look, listen and repeat:





next to

on


under

in



### Example:

Where is the mouse?  
It's under the cheese.



## 5 Look again at the pictures in exercise 1 and fill in the missing words:

1. Where is the yellow book? It is next to the red book.
2. Where is the golden box? It is \_\_\_\_\_ the table.
3. Where is the dictionary? It is \_\_\_\_\_ the purple bookcase.
4. Where is the red book? It is \_\_\_\_\_ the blue shelf.

## 6 Look and answer:


**Tommy:** Is the yellow pencil under the chair?

**Jenny:** Yes, it is.

**Tommy:** Is the pen under the yellow book?

**Jenny:** No, it isn't.

1. Is the sharpener under the table?
2. Is the blue book on the table?
3. Is the schoolbag next to the chair?
4. Is the pink ruler in the schoolbag?
5. Is the white book on the table?



## 7 Hide and seek! Talk to your friend, like this:

Hide something in the classroom. Then, help your friend find it.






## 1 Look and fill in the sentences with the correct words:



**a** **an** **in** **next to** **under** **on**

**Example:** A red pencil is on the table.


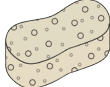




1. \_\_\_\_ blue chair is \_\_\_\_ the table.
2. \_\_\_\_ red schoolbag is \_\_\_\_ the table.
3. \_\_\_\_ purple pencil is \_\_\_\_ the pencil case.
4. \_\_\_\_ sharpener is \_\_\_\_ the table.
5. \_\_\_\_ eraser is \_\_\_\_ the table.

## 2 Look at the pictures and write the correct word:

Hello! I'm Blip Blop. This is my classroom. It's orange .

The bookshelf  is behind the table .

The sharpener  is next to the potato .

A laptop  is on the table and a clock .

is on the wall. It's a lovely classroom!

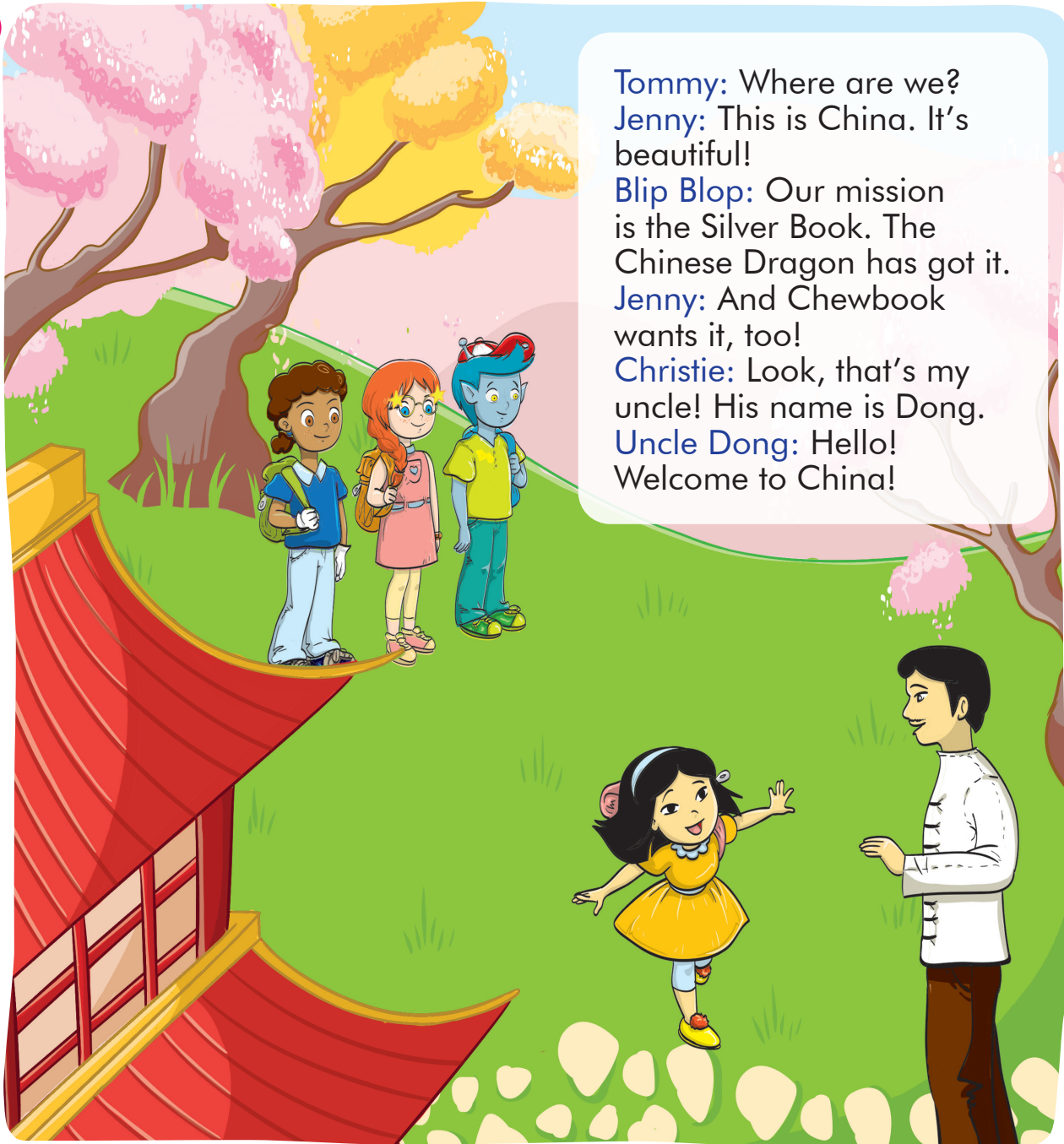
## 3 Look at the text in exercise 2. Play "I spy with my little eye..."

**Jenny:** I spy with my little eye something beginning with T!

**Christie:** TABLE!

HOW I THINK I'M DOING:  ☐  ☐  ☐

## 1 Listen and read:



Tommy: Where are we?

Jenny: This is China. It's beautiful!

Blip Blop: Our mission is the Silver Book. The Chinese Dragon has got it.

Jenny: And Chewbook wants it, too!

Christie: Look, that's my uncle! His name is Dong.


Uncle Dong: Hello! Welcome to China!

## 2 Where are the children?

a. in China

b. in Cuba

## 3 Look, listen and repeat:



dragon



my uncle



his dog

## 4 Look at exercise 1 and write T (True) or F (False):






a. Our mission is the Chinese Dragon. ( )

c. Chewbook has got the Silver Book. ( )

b. The dragon is in China. ( )

d. That's my uncle, Dong. ( )

## 5 Do you remember? Match the words to the pictures:



father

brother

grandma


mother

sister

grandpa

### 1 Match the sentences to the pictures:

1. This is my mother. Her name is Julie.
2. This is my father. His name is Jason.
3. This is our house. It's big.
4. This is their ball. They are happy.
5. This is your ruler. Thank you.



### 2 Look, listen and repeat:

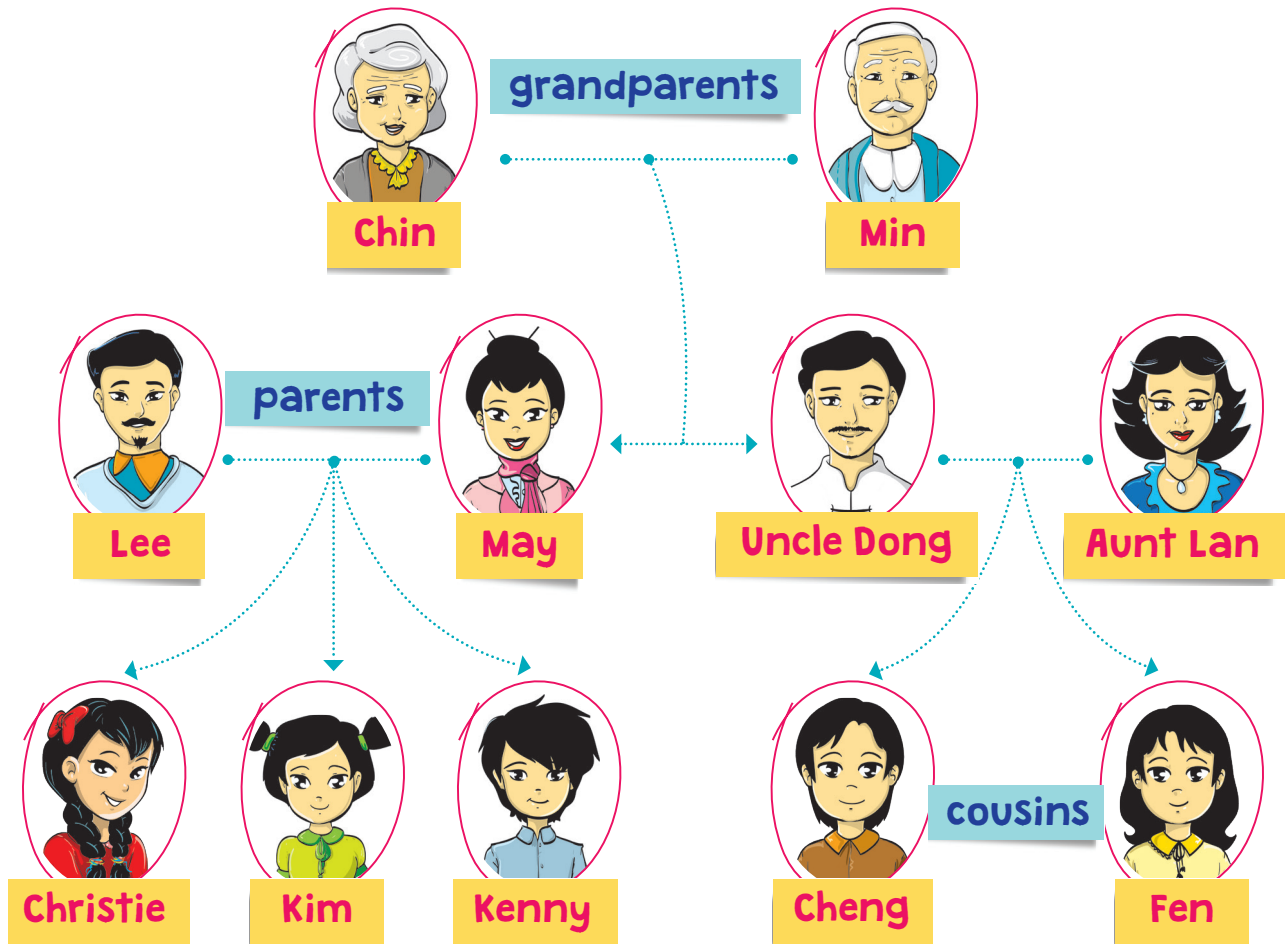
MY      YOUR      HIS      HER      OUR      THEIR

### 3 Fill in my, your, his, her, our, their:

I am Christie. This is my family.  
 We live in London. \_\_\_\_\_ house is big.  
 That is my sister. \_\_\_\_\_ name is Kim.  
 They are grandma and grandpa. \_\_\_\_\_ house is small.  
 Where do you live? Is \_\_\_\_\_ house nice?  
 This is my brother. \_\_\_\_\_ name is Kenny.

## LESSON 2

4 Look at Christie's family tree. Fill in the correct words:



1. This is Dong. He is my uncle.
2. This is Lan. She is my \_\_\_\_\_.
3. They are Cheng and Fen. They are my \_\_\_\_\_.
4. They are May and Lee. They are my \_\_\_\_\_.
5. They are Chin and Min. They are my \_\_\_\_\_.

5 Show your friends a photo of your family. Say:

This is my mother. Her name is \_\_\_\_\_. (Example: Ana)



### 1 Look, listen and read:



Look over there! Is that our magic dragon?

No, Blip Blop. That's my aunt under the dragon mask. She is short and slim.

1



And these are my cousins. They are short and plump.

Hi, everybody!

2



Our dragon is on the Great Wall. He is long and slim.

It's my turn to get the book.

3



Mission 2 is complete!

Thank you for the Silver Book!

4

### 2 Listen again and say YES or NO:

My aunt is short and plump. **YES / NO**

## 3 Read the text in exercise 1 again and fill in:

1. That's my aunt. She is short and slim.
2. My cousins are short and \_\_\_\_\_.
3. The dragon is \_\_\_\_\_ and slim.
4. Thank you for the \_\_\_\_\_ Book.

## 4 Look, listen and repeat:



tall



short



plump




slim

## 5 Describe the children. Use the words in exercise 4:



1. She is short and plump.
2. He is \_\_\_\_\_ and \_\_\_\_\_.
3. She is \_\_\_\_\_ and \_\_\_\_\_.
4. He is \_\_\_\_\_ and \_\_\_\_\_.

**6** Listen, look and talk to your deskmate, like this:



Her hair is fair.  
Her eyes are blue.



His hair is dark.  
His eyes are green.

**7** Read and match:



She is short  
and slim. Her  
hair is red. Her  
eyes are blue.



She is tall and  
slim. Her hair  
is dark. Her  
eyes are dark.



He is tall and  
slim. His hair  
is dark. His eyes  
are brown.



He is short and  
plump. His hair  
is blue. His  
eyes are yellow.

**8** Talk about your family! Use the words in exercise 7:



My mother is ...  
My father is ...  
My sister is ...



My brother is ...  
My grandma is ...  
My grandpa is ...



### 1 Choose and circle the correct answer:



1. I'm George and this is \_\_\_\_\_ uncle.  
a. my      b. his      c. me
2. She is my best friend, Mary. \_\_\_\_\_ mother is a doctor.  
a. his      b. our      c. her
3. We live in a big house. \_\_\_\_\_ house is beautiful.  
a. our      b. we      c. their
4. My brother is tall and slim. \_\_\_\_\_ eyes are blue.  
a. her      b. his      c. my
5. They are Johnny and Jeremy. \_\_\_\_\_ hair is short.  
a. our      b. your      c. their

### 2 Look at the picture and describe Wizbook. Use the words:

white tall old green wizard

He is \_\_\_\_\_  
\_\_\_\_\_  
\_\_\_\_\_  
\_\_\_\_\_



### 3 Talk about your classmates. Guess who it is!



**You:** She is tall and slim. Her hair is brown. Her eyes are green.

**Your deskmate:** Maria!

HOW I THINK I'M DOING:



### 1 Look, listen and read:



**Christie:** Now we are in the forest.  
Where is Blip Blop?

**Blip Blop:** I'm right here. Where's  
the house?


**Jenny:** There it is, up in the tree!  
It's a big house.

**Tommy:** Mission 3 is the Wooden  
Book. It's there, in the tree house.

### 2 Read and write YES or NO:

Where is the book? a. In a tree house. \_\_\_\_\_ b. In a house. \_\_\_\_\_

## 3 Look, listen and repeat:



up / down



forest



tree house



wooden

## 4 Write T (true) or F (false):

- a. Mission 6 is a wooden book. (F)
- b. The mission is a wooden box. ( )
- c. The children are in the garden. ( )
- d. The house is up in the tree. ( )
- e. The tree house is small. ( )
- f. Mission 3 is a silver book. ( )

## 5 Fill in the sentences with the correct word:



- 1. The bird is up in the sky.
- 2. There is a big \_\_\_\_\_ in the forest.
- 3. This is a \_\_\_\_\_ table.  
It's made of wood.
- 4. Their \_\_\_\_\_ is small and lovely.
- 5. Sit \_\_\_\_\_ everyone!

wooden

tree house


down

house


### 1 Listen and repeat:

-  **There is** a book. **BUT** **There are** two books.  
**There is** a tree house. **There are** two tree houses.

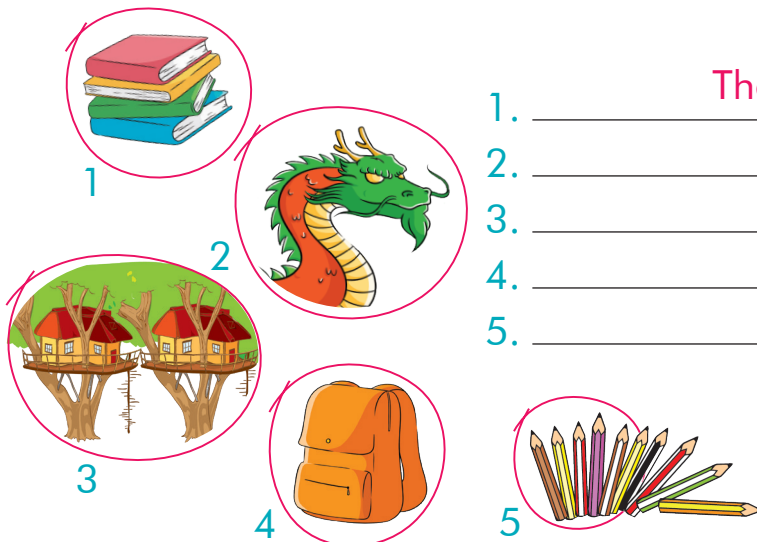
### 2 Choose the correct words:

-  a. There is / There are a book on the table.  
 b. There is / There are three cats under the bed.  
 c. There is / There are a tree house in the forest.  
 d. There is / There are schoolbags under the chair.  
 e. There is / There are a ruler in my pencil case.

### 3 Listen and repeat. Then, look around the classroom and ask your deskmate:

-  **You:** Is there a red ruler?  
**Your friend:** No, there isn't.  
 Yes, there is.
- You:** Are there four books on the desk?  
**Your friend:** No, there aren't.  
 Yes, there are.

### 4 Count and write!



1. There are four books.
2. \_\_\_\_\_
3. \_\_\_\_\_
4. \_\_\_\_\_
5. \_\_\_\_\_

# LESSON 2

**5** Look at the pictures and write the words:

bedroom

bathroom

kitchen

living room

dining room


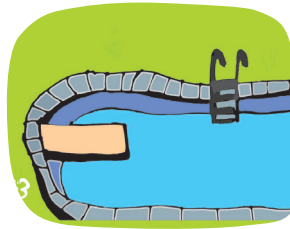
swimming pool

garden

garage



garden



**6** Look at the pictures in exercise 5, then talk to your deskmate like this:

**You:** Where is the fridge?

**Your deskmate:** The fridge is in the kitchen.

1. Where is the dog? a. in the garage
2. Where is the car? b. in the living room
3. What colour is the kitchen table? c. in the garden
4. What's in the bedroom? d. a bed
5. Where is the TV? e. green

**7** Listen and sing:  
**The Family Song.**





## 1 Look, listen and read:



## 2 Choose the correct answer:

\_\_\_\_\_ has got the book.

a. Chewbook

b. Jenny

## 3 Read the text in exercise 1 again and answer the questions **YES** or **NO**:


- a. Is the book in the wardrobe?
- b. Is the book under the bed?
- c. Is the book behind the mirror?
- d. Is the book on the table?
- e. Is Blip Blop invisible?
- f. Is Jenny in front of the window?

YES	NO
<input type="radio"/>	<input type="radio"/>
<input type="radio"/>	<input type="radio"/>
<input type="radio"/>	<input type="radio"/>
<input type="radio"/>	<input type="radio"/>
<input type="radio"/>	<input type="radio"/>
<input type="radio"/>	<input type="radio"/>


## 4 Look, listen and repeat:



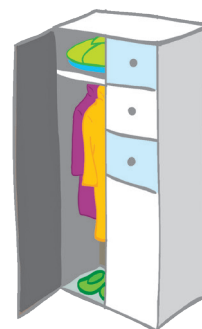
in front of



behind

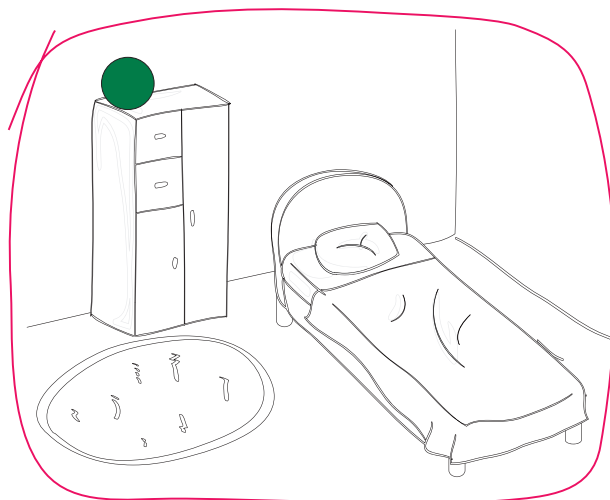


mirror



wardrobe

## 5 Draw and colour!



1. Draw a green ball on the wardrobe.
2. Draw a blue ball under the bed.
3. Draw an orange cat in front of the wardrobe.
4. Draw a window behind the bed.
5. Draw a black mouse next to the wardrobe.

## 1 Look and label the objects:



toilet  
wardrobe  
sofa  
lamp  
desk  
fridge



bookcase  
table  
mirror  
bed  
bathtub  
carpet



## 2 Look again at the pictures in exercise 1, use the words below and talk to your friend like this:

next to

behind

on

under

in front of

**You:** It's in the bedroom,  
next to the bed.

**Your friend:** The wardrobe!

**You:** True.

**You:** It's in the bedroom,  
on the bed.

**Your friend:** The laptop!

**You:** False! The book.

HOW I THINK I'M DOING:



☐

☐

☐



## 1 Draw your dragon and colour it in:

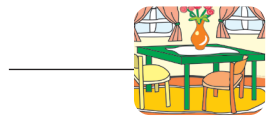


## 2 Time to investigate! Surf the Internet for information about the Chinese Dragon, then make a poster. Add it to your portfolio.

## 3 Look at the pictures and complete the text:


Hi! I'm Chewbook. This is my tree house.  There are

five rooms. There is a  next to the \_\_\_\_\_



\_\_\_\_\_ . The bathroom is in front of the bedroom. There is

a bookcase behind the  . There are lots of

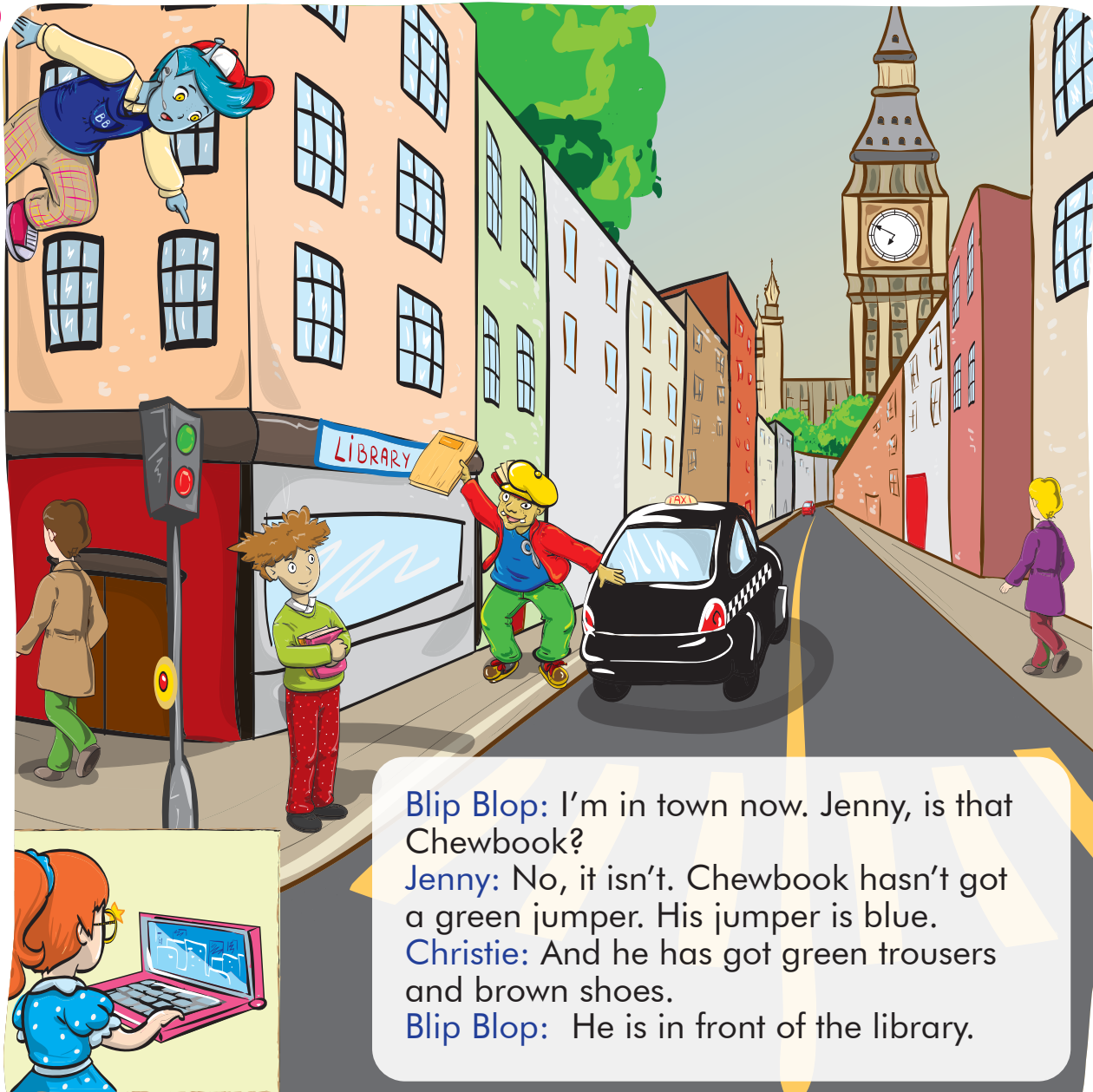


\_\_\_\_\_ .

**Guess:** Where is the  ?

# Unit 5 CHEWBOOK IS IN LONDON LESSON 1

## 1 Look, listen and read:



**Blip Blop:** I'm in town now. Jenny, is that Chewbook?

**Jenny:** No, it isn't. Chewbook hasn't got a green jumper. His jumper is blue.

**Christie:** And he has got green trousers and brown shoes.

**Blip Blop:** He is in front of the library.

## 2 Write True (T) or False (F):

- a. Chewbook has got a green jumper. ( )
- b. Chewbook has got brown shoes. ( )

## 3 Write one-word answers:

- Where is Blip Blop? In \_\_\_\_\_.
- What colour are Chewbook's shoes? \_\_\_\_\_.
- What colour is Chewbook's jacket? \_\_\_\_\_.
- Where is Chewbook? In front of the \_\_\_\_\_.

## 4 Look, listen and repeat:



## 5 Look again at the image in exercise 1. Choose the correct words:

- The taxi is \_\_\_\_\_ the library.  
 a. in                      **b. in front of**                      c. behind
- Chewbook has got \_\_\_\_\_.  
 a. a pink jacket                      b. a red jacket                      c. red trousers
- Blip Blop is flying over the \_\_\_\_\_.  
 a. forest                      b. jungle                      c. town
- Blip Blop has got \_\_\_\_\_.  
 a. T-shirt and boots                      b. shirt and trousers                      c. T-shirt and shoes
- Chewbook has also got \_\_\_\_\_.  
 a. green jeans                      b. red trousers                      c. green trousers

### 1 Look, read and repeat:



### 2 Fill in: have got / has got

- I \_\_\_\_\_ a beautiful garden.
- Jenny \_\_\_\_\_ magic glasses.
- Jenny and Christie \_\_\_\_\_ beautiful jackets.
- My father \_\_\_\_\_ two cars in the garage.

### 3 What have you got in your bedroom? What about your living room?

- Tommy:** Have you got a desk in your bedroom?
- Jenny:** Yes, I have.  
No, I haven't.
- Have you got a fridge in your bedroom? \_\_\_\_\_.
  - Have you got a computer in your bedroom? \_\_\_\_\_.
  - Have you got a table in your living room? \_\_\_\_\_.
  - Have you got a bathtub in your bedroom? \_\_\_\_\_.
  - Have you got a bookcase in your living room? \_\_\_\_\_.

## 4 Look and match:



## 5 Fill in **has got** / **hasn't got**:

 **Example:** Tommy **has got** a purple T-shirt.

 Jenny **hasn't got** jeans.

- Jenny \_\_\_\_\_ a bag.
- Jenny \_\_\_\_\_ a blue jacket.
- Tommy \_\_\_\_\_ orange shoes.
- Jenny \_\_\_\_\_ glasses.
- Tommy \_\_\_\_\_ an umbrella.



## 6 Look again at the picture in exercise 5. Circle **has got** / **has not (hasn't) got**:

- Jenny *has got* / *hasn't got* a pink dress.
- Tommy *has got* / *hasn't got* a bag.
- Tommy *has got* / *hasn't got* jeans.
- Jenny *has got* / *hasn't got* gloves.



### 1 Look, listen and read:

**1** Wow, look, Chewbook is next to Big Ben!

Yes, let's cross the bridge quickly!

**2** Where are we? Can you see Chewbook?

We are in Queen Street. There's Chewbook, between the cinema and the bank.

There he is, in front of the museum!

Blip Blop, this is not a mummy! It's Chewbook!

**3** Chewbook, stop! Give me the book!

**4** Well done, Tommy! We've got the book!

### 2 Listen again and choose the correct words:

Chewbook is... **a.** behind the cinema. **b.** next to the cinema.  
**c.** between the cinema and the bank.



# LESSON 3


## 3 Look, listen and repeat:



Big Ben



bridge



museum



mummy



river

## 4 Fill in with the words on the right:



- a. The children are in \_\_\_\_\_.
- b. Chewbook is \_\_\_\_\_ Big Ben.
- c. Let's cross the \_\_\_\_\_!
- d. Chewbook is in front of the \_\_\_\_\_.
- e. We are in Queen \_\_\_\_\_.

Street

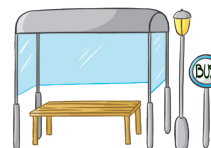
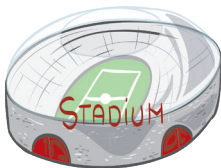
museum

London

next to

bridge

## 5 Match the words to the pictures:



school

stadium

hospital

police station

park

café

railway station

bus station

hotel

### 6 Listen and sing the song:



**Toys in the Toy Shop.**

### 7 Look, read and say the place:



1. It's in front of the school. **hospital**
2. It's behind the school.
3. It's between the café and the hotel.
4. It's next to the railway station.
5. It's behind the hotel, in front of the park.
6. It's behind the stadium, next to the supermarket.
7. It's in front of the hospital.



### 8 Look at the map again. Guess where your friend is!




**Tommy:** I'm in River Street, next to the hotel.

**Blip Blop:** You're at the bank.

## 1 Fashion Show! Draw their clothes and colour them:

The boy has got a green cap with a yellow star on it. He has got a green jumper, a grey jacket, blue jeans and black shoes with silver stars.



The girl has got sunglasses and a pink T-shirt. She has got a purple skirt, white socks and grey boots. She has got a nice, golden bag.

## 2 Write an e-mail to Blip Blop about your town:

Hi, Blip Blop!

My name is \_\_\_\_\_. I am \_\_\_\_\_ years old.

I live in \_\_\_\_\_ Street, in \_\_\_\_\_

(your town). There is a \_\_\_\_\_ next to the \_\_\_\_\_.

There is also a \_\_\_\_\_ in front of the \_\_\_\_\_ and a \_\_\_\_\_ behind the \_\_\_\_\_.

What about your town? Write back soon!

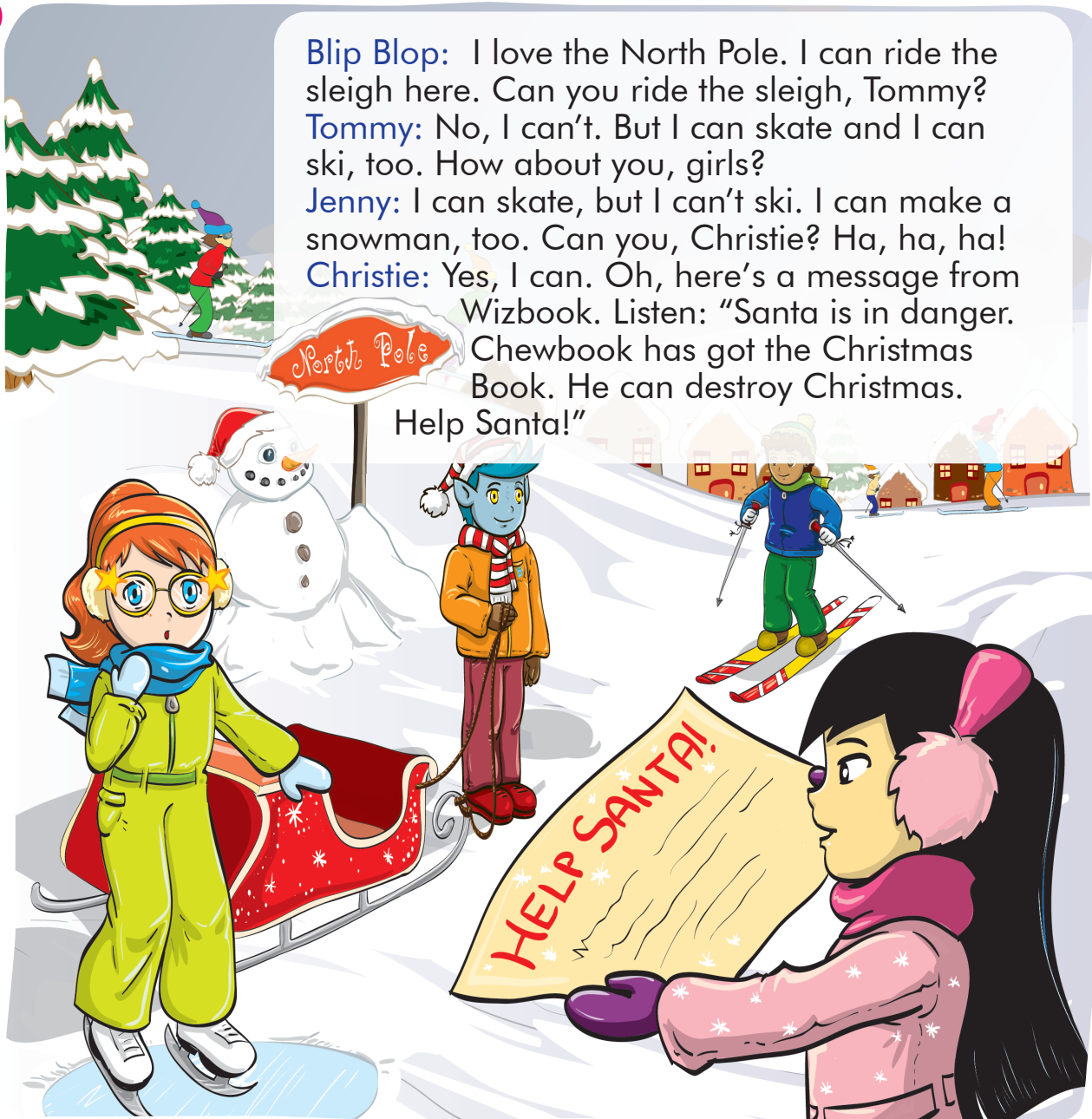
Yours,

\_\_\_\_\_

HOW I THINK I'M DOING:



### 1 Look, listen and read:



**Blip Blop:** I love the North Pole. I can ride the sleigh here. Can you ride the sleigh, Tommy?

**Tommy:** No, I can't. But I can skate and I can ski, too. How about you, girls?

**Jenny:** I can skate, but I can't ski. I can make a snowman, too. Can you, Christie? Ha, ha, ha!

**Christie:** Yes, I can. Oh, here's a message from Wizbook. Listen: "Santa is in danger. Chewbook has got the Christmas Book. He can destroy Christmas. Help Santa!"

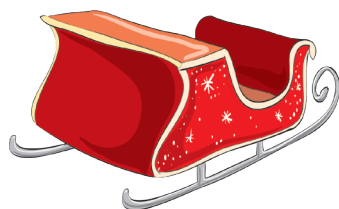
### 2 Choose the right answer:

- a. Can Tommy ride the sleigh?
- b. Can Jenny make a snowman?

Yes, he can. / No, he can't.

Yes, she can. / No, she can't.

## 3 Look, listen and repeat:



sleigh




skate



ski



ruin Christmas



danger

## 4 Match the words in column A with the words in column B:




A

1. ruin
2. ride a
3. ski
4. skate
5. in

B

- a. in the mountains
- b. danger
- c. sleigh
- d. Christmas
- e. on ice



## 5 Fill in the words from exercise 3:

- a. Santa Claus has got a big \_\_\_\_\_.
- b. We \_\_\_\_\_ in the mountains.
- c. They \_\_\_\_\_ on ice.
- d. Chewbook can \_\_\_\_\_.
- e. There's a thief in the house. You are in \_\_\_\_\_!

### 1 Look, listen and repeat:



Can you ski?

Yes, I can.

Can you skate?

No, I **can't**.



**Jenny:** Can Tommy ride a sleigh?

**Christie:** No, he **cannot**.

### 2 Write the words under the right picture:



ride  
a bike

run fast

fly  
a kite

read  
a book

jump

### 3 Choose **can** / **can't**. Make the sentences true for you.

- a. I **can** / **can't** fly.
- b. My mother **can** / **can't** skate.
- c. My friend and I **can** / **can't** write letters.
- d. My grandparents **can** / **can't** ski.
- e. My friend **can** / **can't** ride a bike.
- f. My uncle **can** / **can't** fly a kite.
- g. My dog **can** / **can't** read books.
- h. My cat **can** / **can't** jump.
- i. I **can** / **can't** run fast.

### 4 Look at exercise 2. Use the words and talk to your deskmate like this:

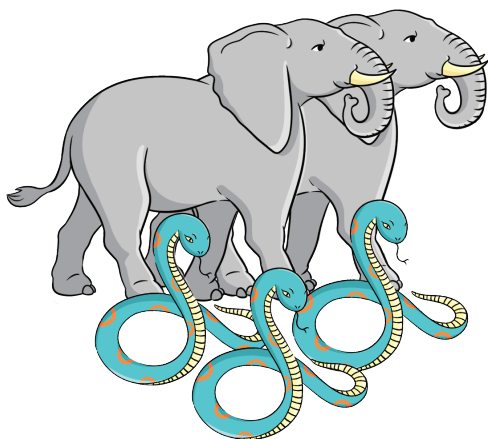
**Tommy:** Can you fly a kite?

**Christie:** Yes, I can.

No, I **can't**.





**5** How many eyes and legs can you see? Look, count and write:



• ten eyes  
• eight legs

:

:



:

:

**6** Role play! You are Tommy, your friend is Blip Blop.  
Use the words to ask Blip Blop what he can or can't do.



**Tommy:** Can you run fast?

**Blip Blop:** Yes, I can.

**Tommy:** Can you ride a bike?

**Blip Blop:** No, I can't.

1. fly / yes

2. fly a kite / no

3. speak Chinese / yes

4. ride a sleigh / no

5. ski / no

6. skate / yes

**7** Read and guess the places!



a. You can read many books here.

b. You can eat ice cream here.

c. You can fly a kite here.

d. You can play football here.

e. You can speak to a police officer here.

ALIBRYR LIBRARY

ÉCFA \_\_\_\_\_

RAPK \_\_\_\_\_

MUDISTA \_\_\_\_\_

ECLIOP NOATSTI \_\_\_\_\_

## 1 Look, listen and read:




## 2 Listen again and choose:

Who is Santa's favourite elf?

a. Chewbook

b. Rudolph

## 3 Look and choose the right words:



- |                |             |            |                    |               |
|----------------|-------------|------------|--------------------|---------------|
| a. toy factory | a. dragon   | a. book    | a. listen to music | a. bear       |
| b. stadium     | b. reindeer | b. box     | b. sing carols     | b. lion       |
| c. park        | c. horse    | c. present | c. ride a sleigh   | c. polar bear |

## 4 Look at the pictures in exercise 1 and answer the questions:

- |  |                           |
|--|---------------------------|
| a. What can the toys do?               | They can _____ and _____. |
| b. What can polar bears do?            | They can _____.           |
| c. Who is the boy with the purple hat? | He is _____.              |
| d. What has Chewbook got?              | He has got a _____.       |
| e. Can they stop Chewbook?             | They _____ stop him.      |

## 5 Find and write 7 Christmas words!

1. \_\_\_\_\_
2. \_\_\_\_\_
3. \_\_\_\_\_
4. \_\_\_\_\_
5. \_\_\_\_\_
6. \_\_\_\_\_
7. \_\_\_\_\_



## 6 Listen, draw and decorate the Christmas tree.



### 7 Read the sentences and write the names on the stockings:

- Christie has got a doll, an angel and a skipping rope.
- Jenny has got a camera, a teddy bear and some bells.
- Blip Blop has got a plane, a robot and some gingerbread.
- Tommy has got a bike, some computer games and a candy cane.



### 8 Listen and sing the song: I play with my little train.



### 9 Put the words in the right box:

skipping rope

Santa Claus

star

bells

computer games

elf

Christmas tree

doll

angel











**Christmas  
objects**



**toys**



**magic  
creatures**

### 10 Time to investigate! Surf the Internet and find information about Christmas magic creatures. Make a poster and present it to the class.

### 1 Choose the correct word:

1. Rudolph the reindeer \_\_\_\_\_ a red nose. a. can b. has got c. is
2. Santa Claus \_\_\_\_\_ ride a magic sleigh. a. is b. can c. can't
3. \_\_\_\_\_ I have some biscuits, please? a. can't b. have c. can
4. No, I \_\_\_\_\_ a sleigh, I've got a bike. a. haven't got b. isn't c. can't
5. Polar bears \_\_\_\_\_ run fast. a. are b. can c. aren't

### 2 Talk to your friends in the classroom and complete the table with ✓ or ✗:

friends	fly a kite	ride a bike	ride a sleigh	ski	skate
Robin	✗	✓	✗	✓	✗

**You:** Can you fly a kite?  
**Robin:** No, I can't.



**You:** Can you ride a bike?  
**Robin:** Yes, I can.

### 3 Look at the table in exercise 2. Write sentences about your friends:

- a. Robin can ride a bike and ski. He can't fly a kite, ride a sleigh or skate.
- b. \_\_\_\_\_.
- c. \_\_\_\_\_.
- d. \_\_\_\_\_.
- e. \_\_\_\_\_.

HOW I THINK I'M DOING:


☐

☐

☐


## 1 Write **a, an**:

9 points

_____ mission	_____ bridge	_____ museum
_____ aunt	_____ orange	_____ elf
_____ bookshelf	_____ uncle	_____ eraser

## 2 Circle the correct word:

6 points

 Hi, I'm Jenny! This is a picture of *my / his* family. This is my mother and this is my father. *Our / their* names are Sandra and Paul. This is my little brother. *His / Her* name is Tommy. Next to my brother are *your / our* grandparents: grandpa John and grandma Mary. Behind my grandma is my aunt. *His / Her* name is Sue. Sue has got a big fluffy cat. *My / Its* name is Puffy.

## 3 Now answer the questions:

4 points

- Who is Sandra? Her \_\_\_\_\_.
- Who is Tommy? Her \_\_\_\_\_.
- Who are John and Mary? Her \_\_\_\_\_.
- Who is Paul? Her \_\_\_\_\_.

## 4 Put the words in the correct order:

4 points

- There / an / next to / eraser / is / the / schoolbag.

\_\_\_\_\_

- are / books / There / bookcase. / in / the

\_\_\_\_\_

- Is / a / in / the / mummy / museum? / there

\_\_\_\_\_

- under / carpet / the / table. / is / The

\_\_\_\_\_



## 5 Fill in the correct words:

10 points



1. The \_\_\_\_\_ is \_\_\_\_\_ £.

2. The \_\_\_\_\_ is \_\_\_\_\_ £.



3. The \_\_\_\_\_ is \_\_\_\_\_ £.

4. The \_\_\_\_\_ are \_\_\_\_\_ £.



5. The \_\_\_\_\_ is \_\_\_\_\_ £.



## 6 Underline the correct word:

8 points



- a. I *have* / *has* got a blue dress.
- b. He *has* / *have* got orange shoes.
- c. Mark and I *has* / *have* got yellow caps.
- d. Jenny and Christie *hasn't* / *haven't* got pink skirts.
- e. *Have* / *Has* you got a purple jacket?
- f. *Have* / *Has* Sarah got brown boots?
- g. My cat *has* / *have* got a red ball.
- h. My grandparents *have* / *has* got black hats.

## 7 Answer the questions with:

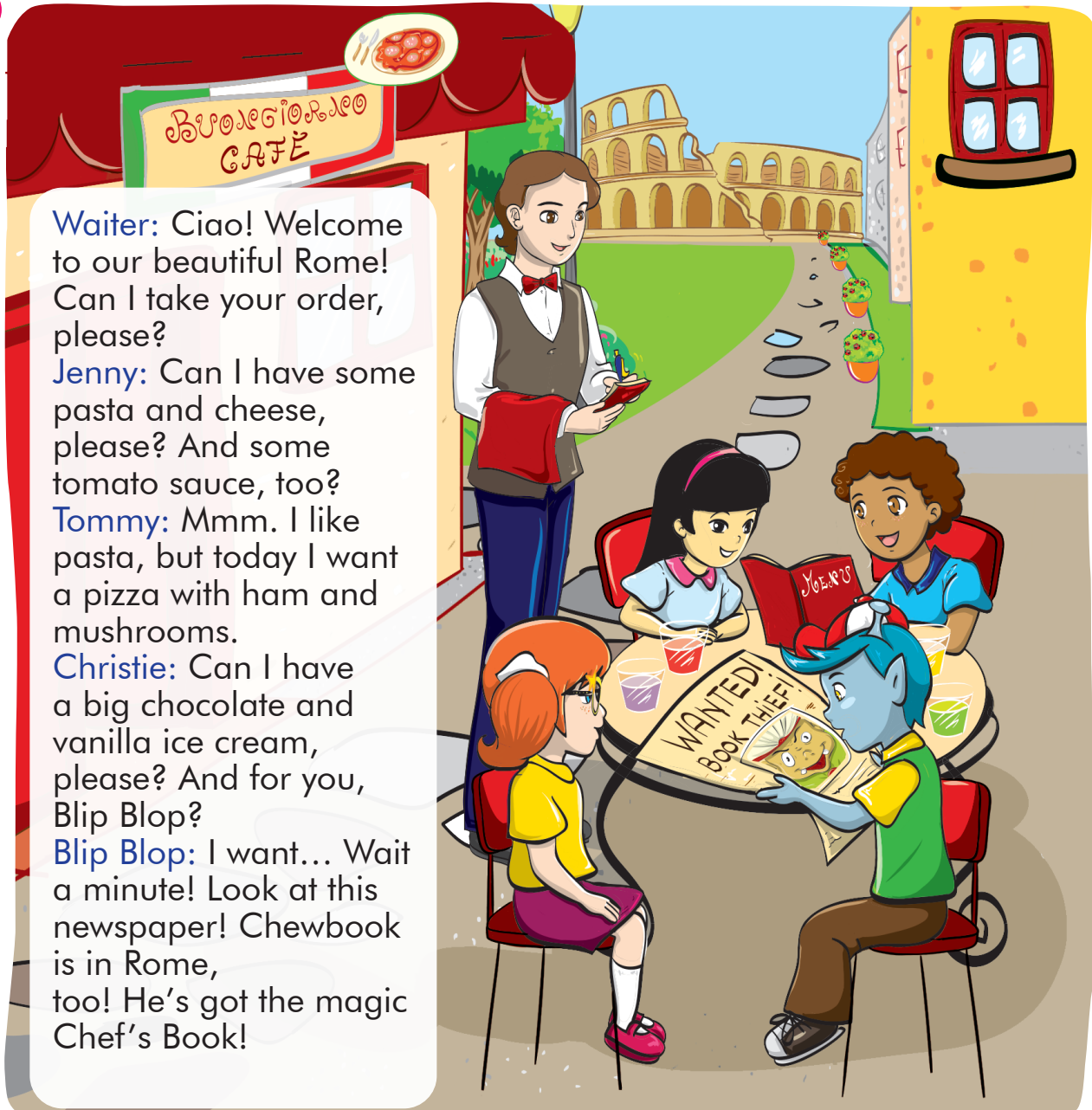
9 points

**Yes, I can. / No, I can't.**

1. Can you ski?
2. Can you ride a sleigh?
3. Can you decorate a Christmas tree?
4. Can you sing carols?
5. Can you ride a reindeer?
6. Can you skate?
7. Can you ride a bicycle?
8. Can you write an e-mail?
9. Can you draw?

**Total: 50 points**

## 1 Look, listen and read:



**Waiter:** Ciao! Welcome to our beautiful Rome! Can I take your order, please?

**Jenny:** Can I have some pasta and cheese, please? And some tomato sauce, too?

**Tommy:** Mmm. I like pasta, but today I want a pizza with ham and mushrooms.


**Christie:** Can I have a big chocolate and vanilla ice cream, please? And for you, Blip Blop?

**Blip Blop:** I want... Wait a minute! Look at this newspaper! Chewbook is in Rome, too! He's got the magic Chef's Book!

## 2 Read and fill in:

- Welcome to our beautiful \_\_\_\_\_ !
- Can I have a big chocolate and vanilla \_\_\_\_\_ ?

## 3 Look, listen and repeat:



tomato  
sauce



newspaper



thief



mushroom



chef

## 4 Look at exercise 1 and write T (True) or F (False):

- Can I take your hat, please? \_\_\_\_\_
- Can I have some pasta and cheese, please? \_\_\_\_\_
- I like pasta, but today I want a pizza. \_\_\_\_\_
- Can I have a big chocolate and strawberry ice cream? \_\_\_\_\_
- Chewbook is in Rome, too. \_\_\_\_\_

## 5 Fill in the sentences with the words:



Chef

tomato sauce


newspaper

mushrooms

thief

- I want some \_\_\_\_\_ for the pizza.
- My favourite food is pizza with \_\_\_\_\_.
- Chewbook is bad. He is a book \_\_\_\_\_.
- Chewbook has got the \_\_\_\_\_ 's Book.
- My grandparents read the \_\_\_\_\_ every morning.

### 1 Look and match:



### 2 Listen, then fill in with **some** or **any**, following the example:



- a. Have you got **any** chips?  
I haven't got **any** chips.  
I have got **some** chips.
- b. Has he got **any** grapes?  
He hasn't got **any** grapes.  
He has got **some** grapes.
- c. Has your mother got \_\_\_\_\_ carrots?  
My mother hasn't got \_\_\_\_\_ carrots.  
My mother has got \_\_\_\_\_ carrots.
- d. Has Tommy got \_\_\_\_\_ oranges?  
Tommy hasn't got \_\_\_\_\_ oranges.  
Tommy has got \_\_\_\_\_ oranges.
- e. Have you got \_\_\_\_\_ eggs?  
I haven't got \_\_\_\_\_ eggs.  
I have got \_\_\_\_\_ eggs.
- f. Has Jenny got \_\_\_\_\_ potatoes?  
Jenny hasn't got \_\_\_\_\_ potatoes.  
Jenny has got \_\_\_\_\_ potatoes.

## 3 Listen and repeat:

**Blip Blop:** Can I have **some** juice, please?

**Christie:** Here you are!

**Jenny:** Can I have **some** lemonade, please?

**Tommy:** Here you are!

## 4 Fill in with: **a, an, some.**

1. Can I have \_\_\_\_\_ banana, please?
2. Can I have \_\_\_\_\_ tea, please?
3. Can I have \_\_\_\_\_ egg, please?
4. Can I have \_\_\_\_\_ water, please?
5. Can I have \_\_\_\_\_ juice, please?
6. Can I have \_\_\_\_\_ chips, please?
7. Can I have \_\_\_\_\_ carrot, please?
8. Can I have \_\_\_\_\_ soup, please?
9. Can I have \_\_\_\_\_ tomato, please?
10. Can I have \_\_\_\_\_ orange, please?



## 5 Read and write:

can

please

some

an

you

**Waiter:** \_\_\_\_\_ I take your order?

**Jenny:** Yes, please. Can I have \_\_\_\_\_ lemonade, please?

**Waiter:** Sorry, we haven't got lemonade.

**Jenny:** Can I have some chocolate cake and \_\_\_\_\_ orange, \_\_\_\_\_ ?

**Waiter:** Yes, of course.

**Jenny:** Thank \_\_\_\_\_.

### 1 Look, listen and read:

**1** Look! What an interesting book! It has got a lot of recipes for ice cream!

It's £10.

Let's buy it. Excuse me, how much is the book?

**2** I'm thirsty. Let's get some coke! It's £2.

Let's get some sandwiches, too. I'm hungry again.

A coke and three sandwiches. That's £11, please. Thank you.

**3** Hey, you! Stop! Give back the books and the newspapers!

A thief at the newsagent's?! It's Chewbook! Do something, Tommy!

Chewbook, freeze!

**4** Well done, Tommy! Is the magic Chef's Book there?

Yes, here it is. Here are your books and newspapers, sir!

Thank you very much, children! You are great!

### 2 Listen again and choose the right answer:

How much are the sandwiches and the coke?

a. £12

b. £11

c. £10



## 3 Look, listen and repeat:



salad

\_\_\_\_\_

\_\_\_\_\_

\_\_\_\_\_

\_\_\_\_\_






recipe

I'm hungry

I'm thirsty


newsagent

pound

## 4 Who says this? Read again the text in exercise 1 and write the names:

1. Excuse me, how much is the book? \_\_\_\_\_
2. I'm thirsty. \_\_\_\_\_
3. That's £11. \_\_\_\_\_
4. I'm hungry again. \_\_\_\_\_

## 5 Talk to your friend. Go shopping!

 **You:** Can I help you?

**Your friend:** Yes, please. How much is the T-shirt?

**You:** It's £7.

**Your friend:** Here you are.

**You:** Thank you very much.

## 6 Choose the right words:

1. Let's get some water. I'm \_\_\_\_.
  2. How \_\_\_\_ is the coke?
  3. How much is the chocolate? It's 2 \_\_\_\_.
  4. Let's get some pizza. I'm \_\_\_\_.

- a. thirsty b. hungry c. tall
  - a. much b. many c. are you?
  - a. pens b. pears c. pounds
  - a. thirsty b. sorry c. hungry

## 1 Fill in the dialogues with the appropriate lines:

- Let's get some pizza!
- I'm thirsty!
- Can I have some ice cream?
- How much is it?
- Can I take your order, please?
- Can I help you?

• _____ Let's get some juice!	• _____ Yes. Can I have some pasta with cheese, please?
• _____ Of course. Chocolate or vanilla ice cream?	I'm hungry!
• _____ Yes, please. How much is the T-shirt?	• _____ It's 13 pounds.

## 2 Circle some / any:

1. Can I have *some* / *any* milk, please?
2. Is there *some* / *any* soup?
3. We haven't got *some* / *any* eggs.
4. Are there *some* / *any* grapes?
5. There isn't *some* / *any* chicken.

## 3 Fill in with your own prices and talk to your friends:



orange juice 2 pounds  
eggs 3 pounds  
rice — pounds  
bread — pounds  
Total = 15 pounds

T-shirt 4 pounds  
boots — pounds  
hat — pounds  
socks — pounds  
Total = 20 pounds

**You:** How much is the T-shirt?





**Your friend:** It is 4 pounds.





**You:** How much are the eggs?




**Your friend:** They are 3 pounds.

HOW I THINK I'M DOING: 😊 ☐ 😐 ☐ 😞 ☐

## 1 Read and complete:

A. The girl has got \_\_\_\_\_  shoes, \_\_\_\_\_  and a \_\_\_\_\_  uniform. The boy has got a white shirt, blue trousers and black shoes. The girl is hungry. She has got a big green \_\_\_\_\_ .

B. Mother has got a \_\_\_\_\_  dress and \_\_\_\_\_  shoes. Father has got a white shirt and \_\_\_\_\_  trousers. They are thirsty. There is some \_\_\_\_\_  juice and coke on the table.

C. Grandpa and grandma have got \_\_\_\_\_  hats and \_\_\_\_\_  shoes. Grandpa has got some \_\_\_\_\_  ice cream.

## 2 Fill in the list of ingredients.

blackpeppereggspotatolettucechocolate

bananamilktomatoessugarcucumber



Chocolate cake

- \_\_\_\_\_
- \_\_\_\_\_
- \_\_\_\_\_
- \_\_\_\_\_
- \_\_\_\_\_

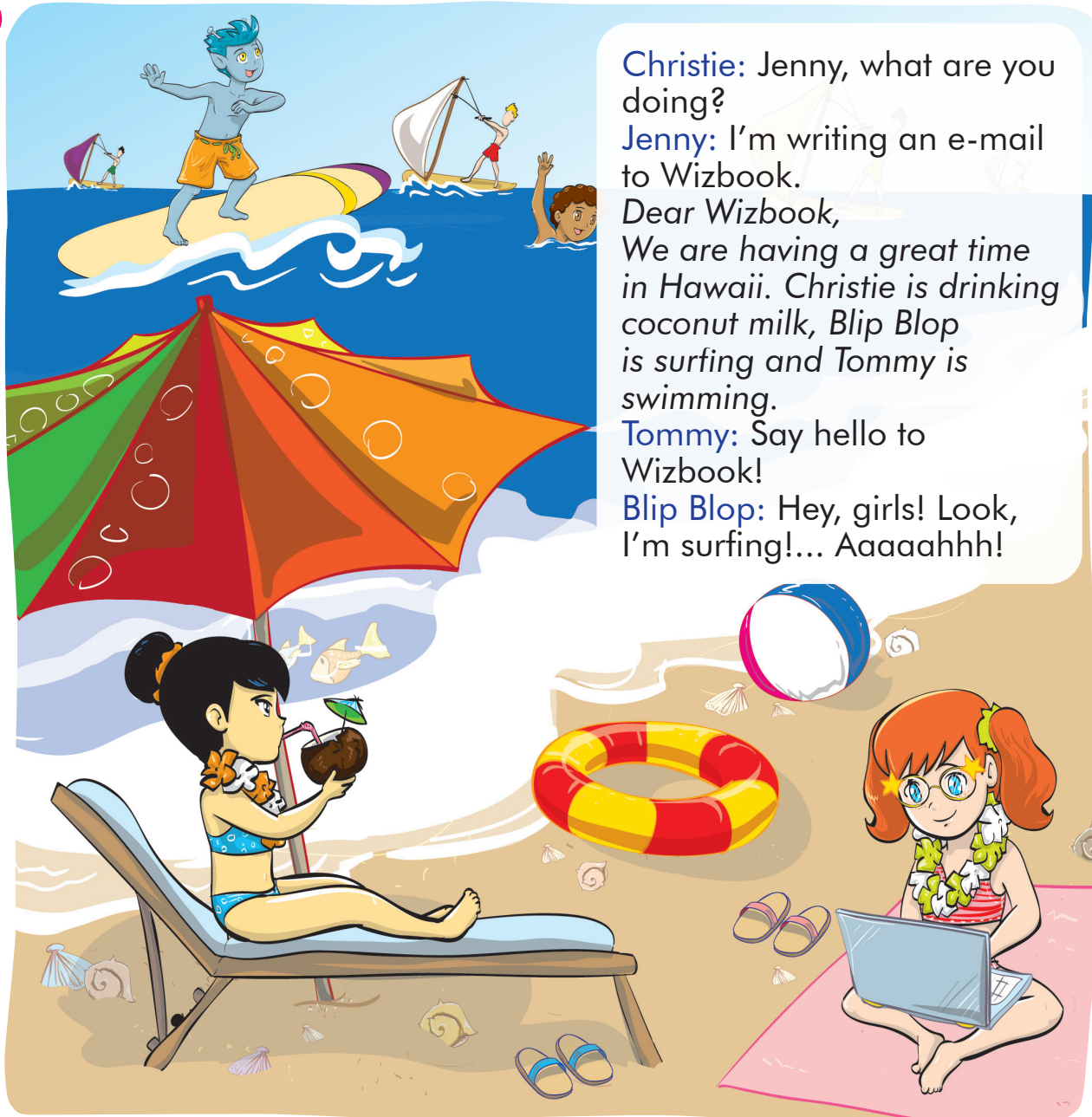


salad

- \_\_\_\_\_
- \_\_\_\_\_
- \_\_\_\_\_
- \_\_\_\_\_
- \_\_\_\_\_

# Unit 8 WE ARE SURFING IN HAWAII LESSON 1

## 1 Look, listen and read:



**Christie:** Jenny, what are you doing?

**Jenny:** I'm writing an e-mail to Wizbook.

*Dear Wizbook,  
We are having a great time in Hawaii. Christie is drinking coconut milk, Blip Blop is surfing and Tommy is swimming.*

**Tommy:** Say hello to Wizbook!

**Blip Blop:** Hey, girls! Look, I'm surfing!... Aaaaahhh!

## 2 Choose the right answer:

What is Blip Blop doing?

a. swimming

b. surfing

c. making a sandcastle


## 3 Listen again and correct the sentences:

- Hey, **boys**! Look, I'm surfing! \_\_\_\_\_ **girls**
- Say goodbye to Wizbook! \_\_\_\_\_
- I'm writing a letter. \_\_\_\_\_
- We are having a great time in China. \_\_\_\_\_
- Christie is drinking lemonade. \_\_\_\_\_

## 4 Look, listen and repeat:



**surf**



**write  
an e-mail**



**swim**



**dive**



**make a  
sandcastle**

## 5 Give true answers about yourself. Use **Yes, I can** or **No, I can't**:

- Can you surf?
- Can you write an e-mail?
- Can you make a sandcastle?
- Can you dive?

## 6 You are on holiday with your family. Write an e-mail to your best friend:

Dear \_\_\_\_\_,

We are having a great time here in \_\_\_\_\_. \_\_\_\_\_ is eating an ice cream. \_\_\_\_\_ is swimming in the swimming pool. My \_\_\_\_\_ is playing with a ball. My cousins, \_\_\_\_\_ and \_\_\_\_\_, are making a sandcastle.

Love,

\_\_\_\_\_


### 1 Look, listen and repeat:



**Chewbook  
is diving.**




**Tommy is making  
a sandcastle.**



**She is flying  
a kite.**



**He is reading  
a book.**



**The woman  
is running.**



**They are playing  
with a ball.**

### 2 Look again at the pictures in exercise 1 and fill in the sentences:



- Chewbook is not swimming. He is diving.
- Tommy is not reading. He is \_\_\_\_\_.
- She is not riding a bike. She is \_\_\_\_\_.
- He is not flying a kite. He is \_\_\_\_\_.
- The woman is not writing an e-mail. She is \_\_\_\_\_.
- They are not surfing. They are \_\_\_\_\_.



## LESSON 2

**3** Listen, then tick the appropriate activities and say what the children are doing:



**Example:** Jenny is writing an e-mail. She is not drinking coconut milk, swimming or surfing.


	is writing an e-mail	is drinking coconut milk	is swimming	is surfing
Jenny	✓	✗	✗	✗
Tommy				
Christie				
Blip Blop				

**4** Look, find and say the differences!



**Example:** In picture 1, Blip Blop is surfing. In picture 2, Blip Blop isn't surfing. He is swimming.

## 1 Look, listen and read:



## 2 Read again and say YES / NO:

- Is Chewbook diving?
- Are the children eating?

YES / NO  
YES / NO

## 3 Answer the questions:

1. Who has got a new e-mail?

Jenny

3. Who is picking shells?

2. Who is making a sandcastle?

4. Who is diving into the sea?

## 4 Look, listen and repeat:



pick shells



celebrate



sail



cry



beach

## 5 Choose the correct answer:



a. You are picking shells / stars.

b. There's a new train / boat on the river.

c. It's Christmas Day! We are crying / celebrating.

d. We are making a sandcastle on the beach / at the North Pole.

## 6 Fill in the right words and guess who is writing:

are celebrating, is crying, is eating, are dancing, am drinking,  
is not celebrating

Dear Wizbook,

We have got the Ocean Book! We are celebrating on the beach. Blip Blop and Christie \_\_\_\_\_, Tommy \_\_\_\_\_

a big vanilla ice cream and I \_\_\_\_\_ a delicious orange juice.

Chewbook \_\_\_\_\_, he \_\_\_\_\_ on his boat.

Hugs and kisses,

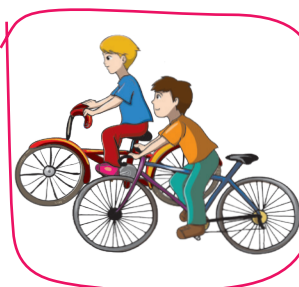

a. Christie

b. Tommy

c. Jenny

d. Blip Blop

## 1 Look, listen and talk to your friend like this:



**You:** Is Jenny reading a book?

**Your friend:** No, she isn't.

**You:** Is Jenny writing an e-mail?


**Your friend:** Yes, she is.

**You:** Are they playing football?

**Your friend:** No, they aren't.

**You:** Are they riding their bikes?

**Your friend:** Yes, they are.



## 2 Put the words in the correct order:



a. Jenny / Is / a / reading / book? \_\_\_\_\_

b. they / riding / bikes? / Are / their \_\_\_\_\_

c. drinking / the cat / water? / Is \_\_\_\_\_

## 3 Play mime! Ask your friend what he / she is doing.

**Use the activities:**

**You:** Are you flying a plane?

**Your friend:** No, I'm not.

- pick flowers / shells
- sail a big boat / small boat
- eat an apple / pizza

**You:** Are you flying a kite?

**Your friend:** Yes, I am.

- ride an elephant / bike
- ski / skate
- write an e-mail / the homework

**1 Read the postcard and fill in the words:**

**are having, is running, is making, is reading, are surfing,  
are swimming, is flying**

Dear cousin,

I hope you are having a great time in London. I'm in Hawaii now.  
Our friend Lucy \_\_\_\_\_ a sandcastle on the beach. Three girls  
\_\_\_\_\_ in the ocean and two boys \_\_\_\_\_.

My brother Bob \_\_\_\_\_ his kite. A dog \_\_\_\_\_ on the  
beach too. My mother \_\_\_\_\_ a book.

Love,

Kiki

**2 Look at the picture and answer the questions:**

a. Is the woman singing?

No, the woman is  
reading a book.

b. Is the dog running?

c. Is the girl flying a kite?

d. Are the boys playing  
football?

e. Is the man reading a book?




HOW I THINK I'M DOING:





### 1 Look, listen and read:



**Tommy:** Is this a farm?  
There are so many animals here!

**Christie:** Oh, look! The cat is playing with a mouse in front of the house.

**Tommy:** And the ducks and geese are swimming on the pond.

**Jenny:** A red rooster is singing on the roof. There is also a horse, a cow and some sheep in the yard.

**Tommy:** Blip Blop, are we in the right place?

**Blip Blop:** Let's ask the shepherd. Excuse me, where is Bran Castle?

### 2 Read and fill in:

a. The cat is playing with a \_\_\_\_\_.

b. A red \_\_\_\_\_ is singing on the roof.



# LESSON 1

## 3 Read the text again and answer the questions:

1. What is the cat doing?
2. What are the ducks doing?
3. What is the rooster doing?
4. What are the geese doing?

The cat is playing with a mouse.

## 4 Look, listen and repeat:



roof

rooster

castle

shepherd

pond

yard

## 5 What are they doing? Look and write:



1. The pig is reading a book.
2. The rooster \_\_\_\_\_ on the pond.
3. The sheep \_\_\_\_\_ an e-mail.
4. The dog \_\_\_\_\_ on the pond.
5. The horse \_\_\_\_\_ football.



## 6 Look again at the picture and say like this:


The rooster is swimming.  
A rooster can't swim. It can sing.

## 7 Listen and sing the song:

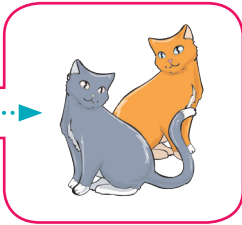


The puppy's in the yard.

### 1 Look, listen and repeat:



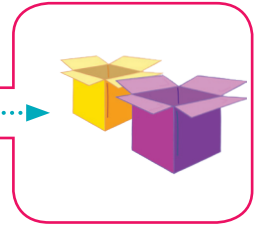
one cat




two cats



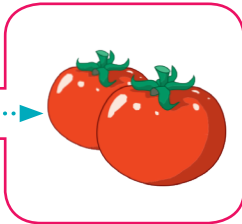
one box



two boxes



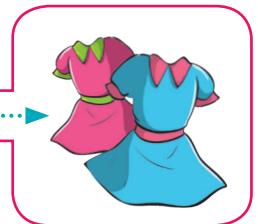
one tomato



two tomatoes



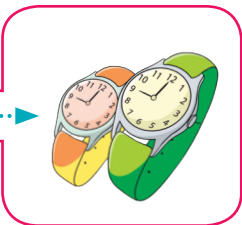
one dress



two dresses



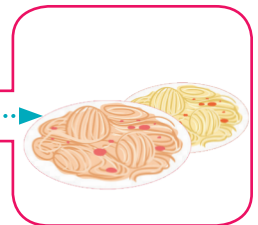
one watch



two watches



one dish



two dishes




### 2 Circle the correct word:







- Jenny is buying some *tomatos* / tomatoes.
- There are three *glasses* / *glases* on the table.
- Two *foxs* / *foxes* are sleeping under the tree.
- Christie has got two pink *dresses* / *dress*.
- There are two *farmes* / *farms* next to the river.



# LESSON 2



## 3 Look, listen and repeat:



  man .....  men



 sheep .....  sheep



 foot .....  feet



 mouse .....  mice

 woman .....  women

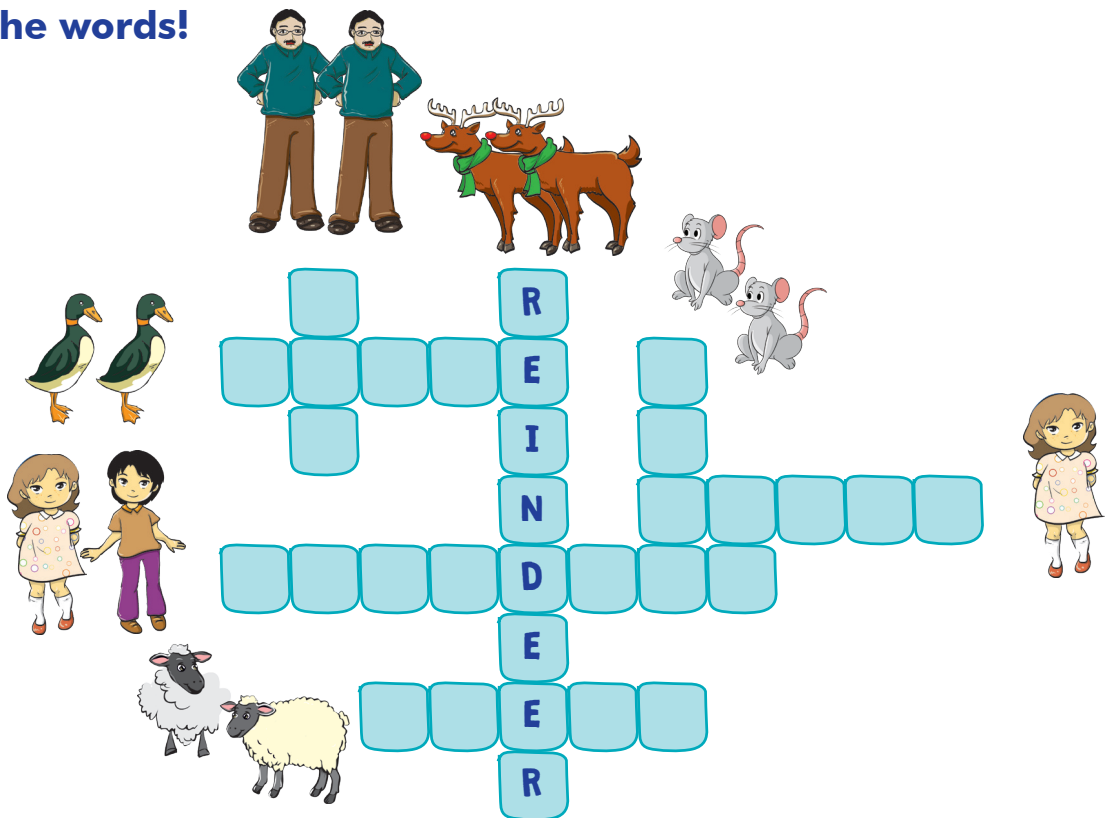
 fish .....  fish

 tooth .....  teeth

 goose .....  geese

 child .....  children

## 4 Write the words!



The crossword puzzle grid is composed of light blue squares. The letters visible in the grid are:

- Across: R, E, I, N, D, E, R
- Down: R, E, I, N, D, E, R


Illustrations around the grid include: two men, two reindeer, two mice, two ducks, two children, two sheep, and one girl.

## 5 I say one, you say many:

**You:** one duck

**Your friend:** three ducks

### 1 Look, listen and read:



### 2 Listen again and say YES / NO:

- Is a vampire stealing the book?
- Are the bats protecting the book?

YES / NO  
YES / NO

# LESSON 3

## 3 Look, listen and repeat:



bat



vampire



tunnel



steal



hot / cold



scared

## 4 Fill in the missing words from the text:

- The vampire on the roof \_\_\_\_\_ the book.
- The bats \_\_\_\_\_ the Flying Book.
- Now he \_\_\_\_\_ just like me.

## 5 Write YES or NO:

- Has the bat got a message for the children?
- Is Blip Blop scared?
- Is it cold in the tunnel?
- Is Wizbook the vampire in the castle?

YES

NO

☐
☐
☐
☐
☐
☐
☐
☐

## 6 How many can you see?



Look, count and write:

mouse \_\_\_\_\_ 2 mice \_\_\_\_\_  
 sheep \_\_\_\_\_  
 goose \_\_\_\_\_  
 duck \_\_\_\_\_  
 animals \_\_\_\_\_



## 7 Now talk to your friend, following the example:



**Blip Blop:** How many mice are there?

**Jenny:** There are two mice. How many children are there?



## 1 Spot eight differences! Say and write in your notebook:



**Example:** In picture A there is a man. In picture B, there isn't one man, there are two men.

## 2 Choose the right answer:


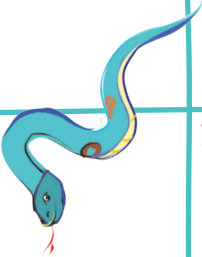



- a. There are five \_\_\_\_\_ at the farm.  
 1. mouses      2. mice      3. mouse
- b. I can see twelve \_\_\_\_\_.  
 1. fish      2. fishes      3. fishs
- c. Three \_\_\_\_\_ are making a sandcastle.  
 1. childs      2. children      3. child
- d. There is one \_\_\_\_\_ on the pond.  
 1. geese      2. geoses      3. goose

## 3 Choose the correct answer:

- a. There is / There are a dog in the yard.
- b. There is / There are nine ducks on the pond.
- c. There is / There are some sheep in the yard.



**4 Let's play! Roll the dice and give the correct answers.**

<p>16.</p> <p><b>FINISH!</b></p>	<p>15.</p> <p>The thief is ... the money.</p>	<p>14.</p> <p>Say the plural:</p> <ul style="list-style-type: none"> <li>• fox</li> <li>• watch</li> <li>• bus</li> </ul>	<p>13.</p>  <p>What is Chewbook doing?</p>
<p>9.</p> <p>Name five farm animals.</p>	<p>10.</p>  <p>Can bats fly?</p>	<p>11.</p>  <p>Who is this?</p>	<p>12.</p> <p>Where are the geese?</p> 
<p>8.</p> <p>Say the plural:</p> <ul style="list-style-type: none"> <li>• goose</li> <li>• woman</li> <li>• child</li> </ul>	<p>7.</p> <p>Where is Chewbook?</p> 	<p>6.</p>  <p>There are three ...</p>	<p>5.</p> <p>Name three activities that you can do in Hawaii.</p>
<p>1.</p> <p><b>START</b></p>	<p>2.</p> <p>What is Jenny doing?</p> 	<p>3.</p>  <p>They are picking ...</p>	<p>4.</p> <p>He is ... a sandcastle.</p> 

HOW I THINK I'M DOING: 😊 ☐ 😐 ☐ ☹️ ☐

### 1 Look, listen and read:



Tommy: Does detective Case work here?

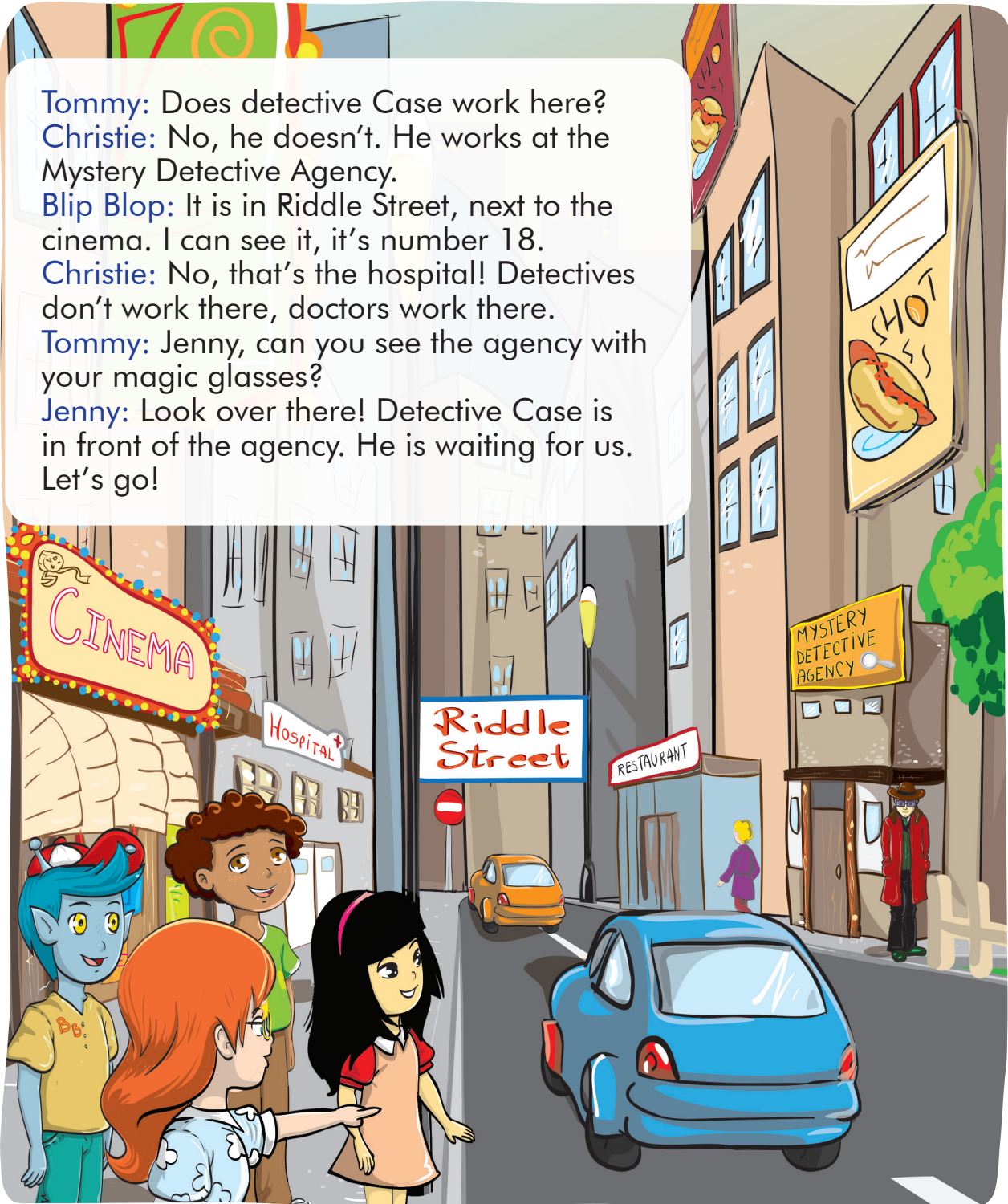
Christie: No, he doesn't. He works at the Mystery Detective Agency.

Blip Blop: It is in Riddle Street, next to the cinema. I can see it, it's number 18.

Christie: No, that's the hospital! Detectives don't work there, doctors work there.

Tommy: Jenny, can you see the agency with your magic glasses?

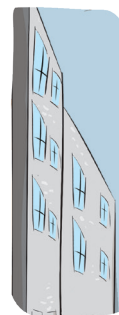
Jenny: Look over there! Detective Case is in front of the agency. He is waiting for us. Let's go!



## 2 Answer the questions:

- Who can see detective Case?
- Who works in a detective agency?


## 3 Look, listen and repeat:



mystery

detective

opposite

skyscraper

agency

## 4 Look at exercise 1 and write YES or NO:




- Doctors work in detective agencies.
- Detectives work in hospitals.
- Detective Case is in front of a skyscraper.
- The Mystery Detective Agency is behind the cinema.
- The hospital is number 18.

NO

## 5 Look again at exercise 1 and answer the questions:

- What's the name of the detective agency?
- Who's in front of the detective agency?
- What's opposite the restaurant?

### 1 Look, listen and repeat:



I see  
the agency!



He watches TV in  
the evening.



Doctors work  
in hospitals.



Jenny writes  
e-mails to Blip Blop.



They run  
fast.



She reads  
a lot.


### 2 Circle the correct word:



1. The teacher *writes/ runs* on the blackboard.
2. We *go/ swim* to school.
3. They *play/ fly* a kite.
4. Jenny *makes/ bakes* a sandcastle.
5. I *play/ sing* the violin.
6. He *watches/ looks* TV.

## LESSON 2

### 3 Look, listen and give the right answer:



Do they go to school?

Yes, they do.

No, they don't. ✓



Does he read?

Yes, he does. ✓

No, he doesn't.



Does she play computer games?

\_\_\_\_\_



Do they ride their bikes?

\_\_\_\_\_



Does he watch TV?

\_\_\_\_\_



Does he sleep on the sofa?

\_\_\_\_\_

### 4 Ask your friends in the classroom about their activities:



go to school every day?

watch TV with your family?

do your homework at home?

play computer games at weekends?

visit your grandparents on Friday?

Do you No, I don't. Yes, I do.

**You:** Do you go to school every day?


**You:** Do you watch TV with your family?

**Your friend:** No, I don't.

**Your friend:** Yes, I do.



## 1 Look, listen and read:



## 2 Listen again and choose the correct words:

- Chewbook eats / doesn't eat books and newspapers.
- The detective knows / doesn't know what Chewbook is doing now.



## 3 Read the text again and complete the sentences:



- Chewbook wakes up at \_\_\_\_ o'clock.
- In the morning, he eats a \_\_\_\_\_.
- At ten o'clock, he goes to the \_\_\_\_\_.
- In the afternoon, he goes to \_\_\_\_\_.
- In the evening, he eats \_\_\_\_\_.

## 4 Look, listen and repeat:



wake up



wash  
your face



brush  
your teeth



have a  
shower



go to  
bed



dream

## 5 Match the activities with the right time and say like this:

**Example:** I wake up in the morning.

wake up	brush your teeth	watch TV
wash your face	have a shower	sleep
go to school	go to bed	do your homework
		dream

in the morning

in the afternoon

in the evening

## 6 Play "Simon says"! Use the activities in exercise 5!



**Example:** Simon says brush your teeth!  
Simon says wash your hands!

## 7 Listen and sing the song:



**This is the way I brush my teeth!**

### 1 Look and repeat:



It's two o'clock!



It's quarter past two!



It's half past two!



It's quarter to three!

• 1 hour ..... 60 minutes

• half an hour ..... 30 minutes

• quarter of an hour ..... 15 minutes

### 2 Read and fill in the correct word:



..... quarter past eight



..... half past \_\_\_\_\_



..... o' clock




..... past one

### 3 Read and draw the time:




half past nine



quarter past one



six o'clock



quarter to nine

### 4 Listen and sing the song:

Eight o'clock, it's breakfast time!



### 5 Ask your friends questions. Take turns to ask and answer!



**You:** What time do you wake up?

**Your friend:** I wake up at 7 o'clock.

## 1 Answer the questions with **Yes, I do.** / **No, I don't:**

- Do you go to the park every day? \_\_\_\_\_
- Do you watch TV every day? \_\_\_\_\_
- Do you read the newspaper? \_\_\_\_\_
- Do you go to bed late? \_\_\_\_\_

## 2 Answer the questions:

- What time do you wake up? At quarter past seven.
- What time do you have lunch? \_\_\_\_\_
- What time does your mother go to work? \_\_\_\_\_
- What time does your father come home? \_\_\_\_\_

## 3 Write the words:



1 ... up



2 ... your face



3 brush your ...




4 do your ...



5 have a ...



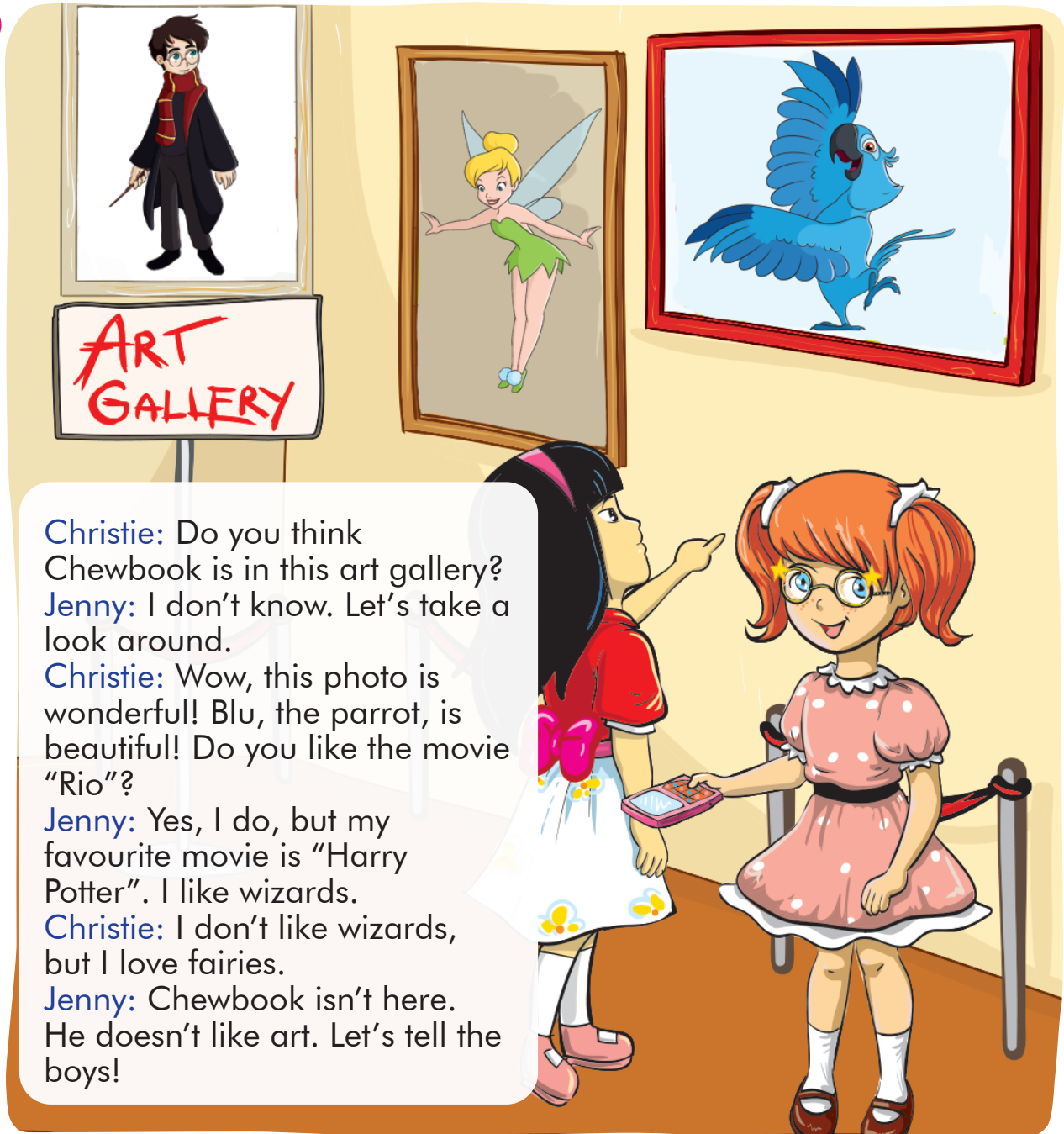
6 ...



HOW I THINK I'M DOING:



### 1 Look, listen and read:



**Christie:** Do you think Chewbook is in this art gallery?

**Jenny:** I don't know. Let's take a look around.

**Christie:** Wow, this photo is wonderful! Blu, the parrot, is beautiful! Do you like the movie "Rio"?

**Jenny:** Yes, I do, but my favourite movie is "Harry Potter". I like wizards.

**Christie:** I don't like wizards, but I love fairies.

**Jenny:** Chewbook isn't here. He doesn't like art. Let's tell the boys!

### 2 What's Jenny's favourite movie?

a. "Rio"

b. "Harry Potter"

c. Blu

## 3 Read the text in exercise 1 again and say YES / NO:

- a. Christie likes Blu. \_\_\_\_\_ c. Christie doesn't love fairies. \_\_\_\_\_  
b. Jenny likes wizards. \_\_\_\_\_ d. Christie doesn't like wizards. \_\_\_\_\_

## 4 Look, listen and repeat:




wizard



fairy



art gallery



camera

## 5 Choose the correct answer:



- |                                       |                  |                         |
|---------------------------------------|------------------|-------------------------|
| 1. Do you like movies?                | a. Yes, I am.    | b. Yes, I do.           |
| 2. Does your mother like fairy tales? | a. Yes, she is.  | b. No, she doesn't.     |
| 3. Do you have a camera?              | a. Yes, I do.    | b. No, I'm not.         |
| 4. Does your friend like wizards?     | a. Yes, he does. | b. Yes, he is.          |
| 5. Do you like Blu?                   | a. No, I'm not.  | b. Yes, it's beautiful. |

## 6 Talk to your friend like this. Use the words on the right:



**Jenny:** Do you like art?

**Christie:** Yes, I do.


No, I don't.

books      movies  
pizza      ice cream      coconut milk  
cakes      apples      fairy tales      chicken  
vanilla      pasta      sandwiches

### 1 Look, listen and repeat:




He is Harry Potter.  
He is a wizard.




She is Tinkerbell.  
She is a fairy.



He is Peter Pan.  
He is a special boy.



She is Elsa.  
She is a princess.



He is Shrek.  
He is an ogre.



He is Spider-Man.  
He is a superhero.

### 2 Look at the pictures in exercise 1 and complete the sentences:

**Example:** Harry Potter is a wizard. He is short and slim. He has got green eyes and brown hair.

Elsa is a \_\_\_\_\_. She is \_\_\_\_\_ and \_\_\_\_\_.  
She has got \_\_\_\_\_ eyes and \_\_\_\_\_ hair.

Shrek is an \_\_\_\_\_. He is \_\_\_\_\_ and he has got  
a \_\_\_\_\_ tummy. Shrek has got \_\_\_\_\_ eyes and  
\_\_\_\_\_ skin.



## 3 Put the characters next to the correct movie:

Elsa, Harry Potter, Hermione, Fiona, Olaf, Shrek, Ron, Anna, Voldemort, Sven, Donkey, Dragon

FROZEN

SHREK

HARRY  
POTTER

## 4 Talk with your friend like this:



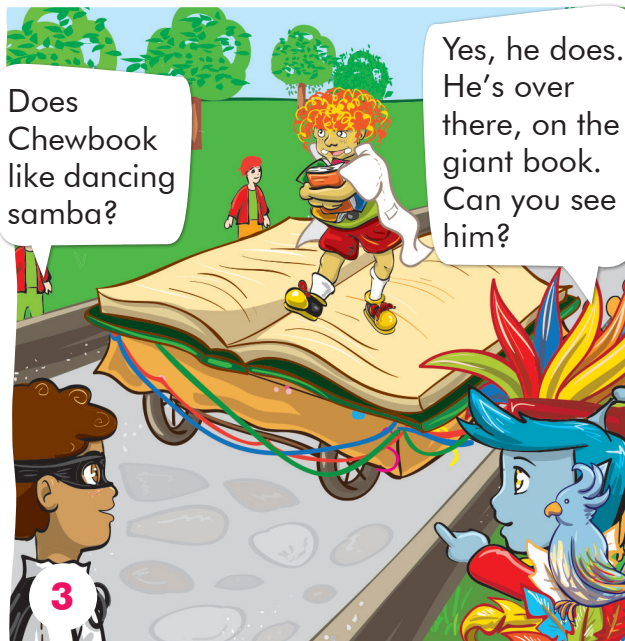
**You:** What is your favourite character?

**Your friend:** My favourite character is Shrek. He is a nice ogre. He is tall and he has got a big tummy. Shrek has got brown eyes and green skin.

## 5 Create a book / movie character. Describe him / her / it as in the example. Add it to your portfolio.

**Example:** He / She / It can fly. He / She / It likes cameras and takes lots of photos. He / She / It has got a special costume.

### 1 Look, listen and read:



### 2 Read the text again and write T (True) or F (False):

- Tommy likes wearing dresses. ( )
- Blip Blop loves listening to music. ( )

## 3 Read the text in exercise 1 again and fill in the missing words:



- a. Tommy loves \_\_\_\_\_ to carnivals.  
b. Tommy likes \_\_\_\_\_ costumes.  
c. Blip Blop loves \_\_\_\_\_ to music.  
d. Does Chewbook like \_\_\_\_\_ samba?

## 4 Look, listen and repeat:



I love dancing samba.  
I don't like going to carnivals.  
I like listening to music.

**Tommy:** Do you like singing?

**Jenny:** Yes, I do.

No, I don't.

## 5 Complete the sentences. Follow the example:

- a. Tommy and Christie don't like taking (take) photos.  
b. Wizbook loves \_\_\_\_\_ (read) books.  
c. Tommy doesn't like \_\_\_\_\_ (shop) for clothes.  
d. My parents like \_\_\_\_\_ (watch) TV.

## 6 Look at the pictures and ask your friend, like this:



**Jenny:** Do you like going to carnivals?

**Blip Blop:** Yes, I do./ No, I don't.



1. going to carnivals



2. wearing costumes



3. listening to music



4. dancing samba



5. visiting Rio









6. taking photos

## 1 Choose the correct answer:


1. Tinkerbell is \_\_\_\_\_.  
 a. a princess      b. a witch      c. a fairy
2. Harry Potter is \_\_\_\_\_.  
 a. a wizard      b. a superhero      c. a prince
3. Shrek is \_\_\_\_\_.  
 a. a dragon      b. an ogre      c. a wizard



## 2 Tick the appropriate pictures and say what your family likes and doesn't like doing:



**Example:** Mother likes taking pictures. She doesn't like watching TV.

						
<b>Mother/ Father</b>		✓		✗		
<b>Brother/ Sister/ Cousin</b>						

## 3 Imagine you are Puss in Boots. Complete the sentences:

I am a \_\_\_\_\_  . I have got \_\_\_\_\_

 . I like wearing \_\_\_\_\_  and \_\_\_\_\_

\_\_\_\_\_  . I love \_\_\_\_\_  .

**HOW I THINK I'M DOING:** 😊 ☐ 😐 ☐ ☹️ ☐

# 1 Read and put the sentences in the right order:

## Detective Case goes to Rio

- ☒ 1 Detective Case likes visiting Rio. He goes there every year.
 ☐ He loves dancing samba at the weekend. It's amazing!
- ☐ He likes relaxing, too. In the afternoon, he goes to the beach or to a football match.
 ☐ In the evening, he likes going to the Rio Carnival.
- ☐ In the morning, he visits the Statue of Christ.

# 2 Time to investigate! You are a detective. Help Harry Potter find his wand.



# 3 What's your favourite holiday destination? Draw it, then add it to your portfolio.



# 4 Write true things about your holidays!

I go to \_\_\_\_\_ every \_\_\_\_\_.  
 I like visiting \_\_\_\_\_. In the morning,  
 I \_\_\_\_\_.  
 I like relaxing, too. In the afternoon, I \_\_\_\_\_.  
 In the evening, I like \_\_\_\_\_.  
 I love \_\_\_\_\_!



# Unit 12 WIZBOOK PAINTS IN PARIS LESSON 1

## 1 Look, listen and read:



**Blip Blop:** Finally, we are in Paris. Is that the Eiffel Tower?

**Tommy:** Yes, it is. Christie, what are you doing?

**Christie:** I'm buying books. These books are interesting.

**Blip Blop:** Where is Jenny? Is she buying books, too?

**Christie:** No, she isn't. She's taking pictures on the bridge. She takes pictures every day.

**Tommy:** Look at those paintings! They are lovely.

**Blip Blop:** What a surprise, that artist is Wizbook!

**Children:** Hello, Wizbook!



## 2 Who is the artist?

a. Wizbook

b. Chewbook

c. Blip Blop



## 3 Who says this? Listen again and write:

a. "Is that the Eiffel Tower?"

Blip Blop

c. "Look at those paintings!"

b. "What are you doing?"

d. "She takes pictures every day."

## 4 Look, listen and repeat:




an artist



a bookseller



take pictures



tower



portrait

## 5 Fill in with the appropriate word:

a. He paints portraits. He is an \_\_\_\_\_.

b. I have got a new camera. I can take a lot of \_\_\_\_\_ now.

c. The Eiffel \_\_\_\_\_ is in Paris.

d. This is me in the painting. It's my \_\_\_\_\_.

## 6 What can you do in Paris? Read and choose the correct words:




1. You can visit *the Big Ben* / *the Eiffel Tower*.

2. You can eat / buy books by the river.


3. You can take *portraits* / *pictures* of the Eiffel Tower with a camera.

4. You can *drink* / *eat* delicious cakes in the cafés next to the Eiffel Tower.

### 1 Look, listen and repeat:



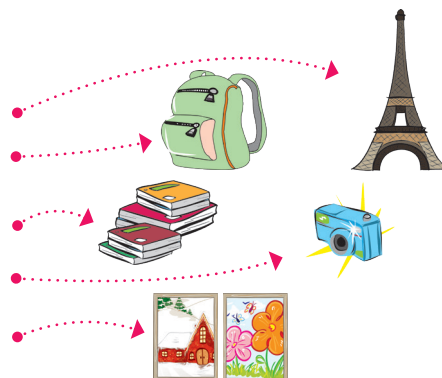
**This** is an artist.  
**That** is a bookseller.



**These** are artists.  
**Those** are booksellers.

### 2 Circle the correct word:

1. *This / That* is the famous Eiffel Tower.
2. *This / That* isn't a red schoolbag.
3. Are *these / those* my English books?
4. Is *this / that* your camera?
5. *These / Those* are beautiful paintings.



### 3 Read and circle the correct word:

- This / These* is my grandpa, John. *That / those* is his big farm.  
*These / this* are his sheep and *that / those* are the cows under the tall apple tree. *That / those* is his favourite dog, Jasper and *this / these* is my favourite cat, Sammy.

### 4 Read and write the sentences like in the example:

a. This is a portrait.

**These are portraits.**

b. That is a bookseller.

c. This is a picture.

## 5 Look, listen and repeat:



a. Jenny likes taking pictures.  
This is her hobby.



c. He likes painting.  
These are his paintings.



b. He likes reading.  
Those are his books.



d. They like playing football.  
That is their teacher.

## 6 Tick the appropriate activities and say like this:

**Example:** Jenny likes swimming and taking pictures.  
She doesn't like playing computer games and dancing.

	swim	play computer games	take pictures	dance
Jenny	✓	✗	✓	✗
You				
Your deskmate				

## 1 Look, listen and read:



## 2 Read the text again and write T (True) or F (False):

a. Wizbook is painting. \_\_\_\_

b. The books are in danger. \_\_\_\_

## 3 Answer the questions:


a. What is Wizbook doing?

c. What is Chewbook doing?

b. Where does Wizbook go skiing?

d. Where is Chewbook now?

## 4 Look, listen and repeat:



go skiing

go fishing

go shopping

go swimming

go running

## 5 Fill in the words in exercise 4:

Dear Tommy,

My name is Michel. I am 9 years old and I live in Paris. These are my

hobbies. In winter, I \_\_\_\_\_ in the mountains. In summer, I

\_\_\_\_\_ or I \_\_\_\_\_

weekend, I \_\_\_\_\_ , then I \_\_\_\_\_

What are your hobbies? Write soon.

Hugs,

Michel



## 6 Talk about your hobbies with your friends.




### 1 Look, listen and read:



**Blip Blop:** Hello, Jenny! I want to go to the seaside this summer. Can you help me find a nice place? I want to send pictures to my family.

**Jenny:** Of course! Let's surf the Internet! First, you choose the pictures you like and copy them in a document. Then, you print them.

**Blip Blop:** Thank you, Jenny!



### 2 Look and match:



save, paste, copy,  
surf the Internet, cut



**1 Write about your hobbies. You can use words like:**


**go fishing, go shopping, go running, go skiing, go swimming,  
go skating, go camping, go dancing**

My name is \_\_\_\_\_. I am \_\_\_\_\_  
years old. In winter, I \_\_\_\_\_.  
In summer, \_\_\_\_\_.  
At the weekend, I \_\_\_\_\_. For the holidays,  
I \_\_\_\_\_.

**2 Correct the sentences:**

a. That is a farmer. \_\_\_\_\_ **No! That is an artist.**



b.  This is a ruler. \_\_\_\_\_

c. That is a room. \_\_\_\_\_



d.  These are cows. \_\_\_\_\_

e. Those are cats. \_\_\_\_\_



**3 Time to investigate! Surf the Internet, find and save pictures of the most visited cities in the world. Add them to your portfolio.**



**HOW I THINK I'M DOING:**



### 1 Look, listen and read:



**Wizbook:** Chewbook is a good boy now. Let's prepare a surprise party!

**Jenny:** I love parties. How can we help?

**Wizbook:** You girls can make the cake and some sandwiches. What are you doing, Tommy?

**Tommy:** I'm writing invitation cards. Do you know Chewbook's friends?

**Wizbook:** We are his only friends!

**Blip Blop:** Wizbook, we are strong. Let's carry the orange and apple juice!

**Wizbook:** OK, hurry! Chewbook is coming home soon.

### 2 Answer YES / NO:

a. Does Jenny love parties? \_\_\_\_\_

b. Is Tommy writing an e-mail? \_\_\_\_\_

## 3 Read the text again and choose the correct words:

- The girls can make some soup / the cake and some sandwiches.
- Tommy is writing books / invitation cards.
- Blip Blop and Chewbook carry the orange and apple juice / magic books.
- Wizbook wants to prepare a surprise party / a birthday cake!

## 4 Look, listen and repeat:



party decorations



food and drinks



party hats








karaoke



invitation cards

## 5 Fill in with the words in exercise 4:



We are preparing a party for Chewbook! Christie and Jenny are in town: they are buying presents, Tommy is sending the \_\_\_\_\_  
 \_\_\_\_\_ . Blip Blop is wearing a nice \_\_\_\_\_ .  
 He is in the living room. There are a lot of \_\_\_\_\_  on the  
 walls and \_\_\_\_\_  on the table. What can we do at the party?  
 We can dance, do \_\_\_\_\_  and have a lot of fun!

## 6 What food and drinks do you like to have at a party? Talk to your friend!



## 7 Listen and sing the song **Ten little candles.**



## 1 Find the guests at the party. Listen, point and say:



**A** Mike is short and thin. He has got dark hair and blue eyes. He is wearing a green T-shirt and blue shorts.



**B** Kelly has got long brown hair and brown eyes. She is wearing a pink dress, a yellow jacket and a purple party hat.

**C** Sarah is tall and thin. She has got long blonde hair and green eyes. She is wearing a blue shirt, a purple skirt and a pink scarf.

**D** John is tall and thin. He has got dark hair and dark eyes. Today he is wearing a red jumper and blue jeans.

## 2 Answer the following questions:

1. What is John wearing today? \_\_\_\_\_
2. Who has got dark hair and blue eyes? \_\_\_\_\_
3. What is Sarah wearing at the party? \_\_\_\_\_
4. Who has got dark hair and dark eyes? \_\_\_\_\_
5. What is Mike wearing today? \_\_\_\_\_
6. Who has got long brown hair and brown eyes? \_\_\_\_\_
7. What is Mike wearing at the party? \_\_\_\_\_
8. Who has got long blonde hair and green eyes? \_\_\_\_\_

# LESSON 2

## 3 Look and match:



socks



scarf



blouse



coat



dress



trousers








skirt



pyjamas

## 4 Shop for the party! Look at the prices and answer the questions:

- How much are four balloons? They are sixteen pounds.  4£
- How much are ten sandwiches?  2£
- How much are three party hats?  5£
- How much are six invitation cards?  2£
- How much are two cakes?  9£

## 5 Kelly is late at the party. Help John send her an sms. Fill in the right words:

9:41
📶 🔋

Kelly, hurry to the party ! We need cake and party hats .

party

cake

hurry

party hats



## 1 Listen and read:

**1** Thank you, my friends! Look, I've got photos of us here!

Surprise, Chewbook!

**2** Here's the Chinese dragon!

Yes, and Big Ben in London, too! Do you remember this mummy?

Oh, dear...

**3** Can you see this vampire? It's Chewbook, at Bran Castle.

Here's the special elf at the North Pole. He's working with Santa Claus!

Hawaii is a lot of fun, too. Well, Chewbook, we are happy you are our friend.

Books are safe now!

**4** Ha, ha, ha!

## 2 Read the text again and answer the questions:

- What does Chewbook have? \_\_\_\_\_
- Who is the special elf at the North Pole? \_\_\_\_\_



## 3 Choose the right words:



1. The surprise party is for ...
  - a. Wizbook
  - b. Chewbook
  - c. Blip Blop
2. The elf is working with ...
  - a. Wizbook
  - b. Santa Claus
  - c. a detective
3. There's a vampire at ...
  - a. Bran Castle
  - b. the farm
  - c. the zoo
4. The mummy is in ...
  - a. an art gallery
  - b. a tree house
  - c. a museum

## 4 Where are the children in these pictures? Write the locations.



## 5 Match the place to the monument:

- |                  |                        |
|------------------|------------------------|
| • Paris          | • the Eiffel Tower     |
| • London         | • the Statue of Christ |
| • Rio de Janeiro | • Bran Castle          |
| • Romania        | • Big Ben              |



## 6 Talk to your friend about the places in exercise 5.



**You:** Where is the Eiffel Tower?

**Your friend:** It's in Paris.

## 1 Look, listen and repeat:



Whose book is this?


It's **Christie's** book.  
It's **her** book.



## 2 Look, say and write:



Whose  
glasses  
are these?  
These  
are  
Jenny's  
glasses.




---

---

---

---

---

---




---

---

---

---

---

---




---

---

---

---

---

---




---

---

---

---

---

---

## 3 Fill in: HIS HER MY YOUR ITS THEIR OUR



a. This is Jenny's book.

It's her book.

b. These are Jenny's and

Tommy's schoolbags.

They are \_\_\_\_\_  
schoolbags.

c. That is Mark's dog.

It is \_\_\_\_\_ dog.

d. Mary and I have got a big

house. It is \_\_\_\_\_ house.

e. This is the dog's toy.

It's \_\_\_\_\_ toy.

f. You have got beautiful shoes.

They are \_\_\_\_\_ shoes.

g. I am Lucy. I have got a new car.

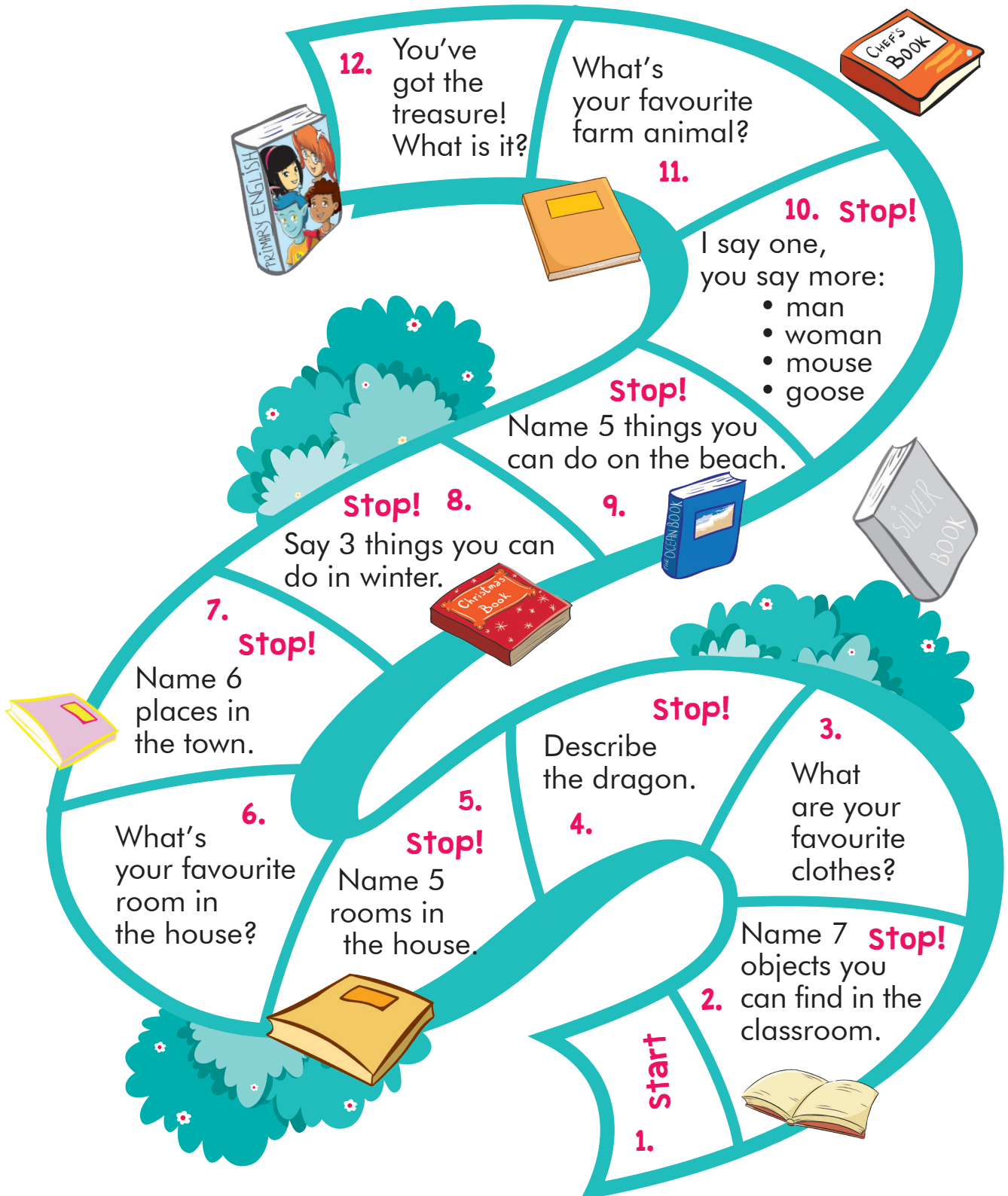
It's \_\_\_\_\_ car.

## 4 Choose an object! Your classmates guess whose it is!



**You:** Whose is the pencil box?

**Your classmates:** It's Carmen's!



# FINAL REVISION

## 1 Put the sentences in the right order:

9 points

- ☐ He wakes up at half past seven every day.
- ☐ He goes to bed at ten o'clock in the evening.
- ☐ In the morning, he washes his face and brushes his teeth.
- ☒ This is Charlie. He is ten years old.
- ☐ At eight o'clock, he has breakfast: fruit, cereals and milk.
- ☐ In the evening, he has dinner with his family.
- ☐ At one o'clock, he has lunch. He likes soup or pasta.
- ☐ In the afternoon, he does his homework and goes to the park with his friends.
- ☐ He goes to school at half past eight.



## 2 Answer the questions:

8 points

- a. When does Charlie wake up?
- b. What does he have for breakfast?
- c. Where does he go with his friends?
- d. Who has dinner with Charlie?

## 3 Choose the right answer:

5 points

- |                  |               |         |                   |
|------------------|---------------|---------|-------------------|
| 1. Pigs can:     | a. fly        | b. walk | c. jump           |
| 2. Cats can:     | a. fly a kite | b. run  | c. read           |
| 3. Horses can't: | a. run        | b. jump | c. write          |
| 4. Fish can:     | a. swim       | b. run  | c. ride a bicycle |
| 5. Geese can't:  | a. swim       | b. jump | c. fly            |

## 4 Choose the right words:

5 points

- |   |                                    |
|---|------------------------------------|
| 1. Two women/ womans are dancing.       | 3. A goose/ geese is flying.       |
| 2. A children/ child is picking shells. | 4. Mouses/ mice are eating cheese. |
|   | 5. Sheep/ sheeps are eating grass. |

# FINAL REVISION

## 5 Write things about you. Choose the right words.

8 points

My birthday is on \_\_\_\_\_. My family *plans/ doesn't plan* a birthday party every year. I *write/ don't write* invitation cards. We *make/ order* food and drinks. I *like/ I don't like* dancing. Me and my friends *wear/ don't wear* birthday hats. They *sing/ don't sing* "Happy Birthday". I *have/ don't have* lots of fun on my birthday.






## 6 Answer the questions:

4 points

- When is your birthday?
- Do you have a birthday party every year?
- How do you invite your friends to the party?
- What do you like doing at your party?

## 7 What do they like doing?

6 points

					
Doris	✓		✓		✓
Adrian		✓		✓	✓

## 8 Circle the right words:

5 points

- \_\_\_\_\_ are these books? a. who b. whose c. what
- It's windy! I'm wearing \_\_\_\_\_. a. shoes b. a bag c. a jacket
- \_\_\_\_\_ are Jason's shoes. a. these b. this c. that
- This is Tom's and Ann's ball. It's \_\_\_\_\_ ball! a. his b. her c. their
- The ducks are swimming on the \_\_\_\_\_. a. yard b. pond c. roof

Total: 50 points

## 1 Look and listen. Match the words to the pictures:

spider

ghost

cauldron

witch

pumpkin


bat

magic potion




## 2 Fill in the text.


Hi! I am Gwen, the \_\_\_\_\_ .

I've got \_\_\_\_\_  eyes and

a big nose. I've got some pets: three

\_\_\_\_\_  and a black \_\_\_\_\_

. I can fly on my magic \_\_\_\_\_

. I fly in the evening and

scare away the \_\_\_\_\_ .

I can make magic potions with

\_\_\_\_\_  and \_\_\_\_\_

 in my big \_\_\_\_\_ .

## 3 Make a magic potion!

### Magic Potion

You need:

- \_\_\_\_\_ **4** black spiders
- \_\_\_\_\_ legs of a bat
- \_\_\_\_\_ tail of a black cat
- \_\_\_\_\_ small pumpkins
- And \_\_\_\_\_ magic hat!

You put the hat on your head and mix the rest in a big cauldron. You say *Abracadabra!* and there you are: you have your potion! You drink the potion and you can fly on a broom and speak with cats and bats.



## 1 Fill in the missing words. Then match the sentences to the pictures!

egg rolling

Easter Bunny

eggs

garden

Easter eggs

presents

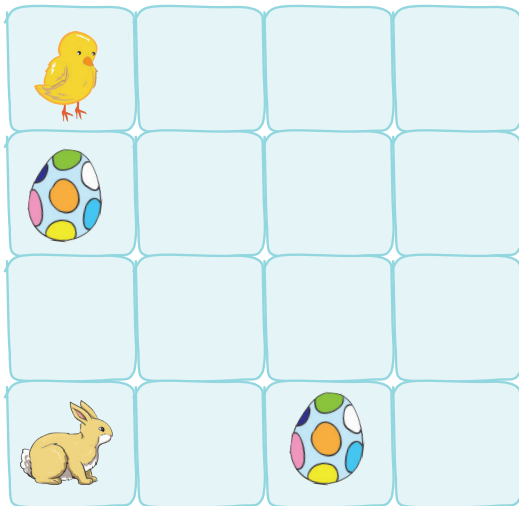
In England,  
\_\_\_\_\_ is a  
popular sport for  
Easter Monday.  
Children roll eggs  
down a hill.

People decorate  
coloured \_\_\_\_\_  
and they give them  
to their friends.  
These are beautiful  
\_\_\_\_\_.

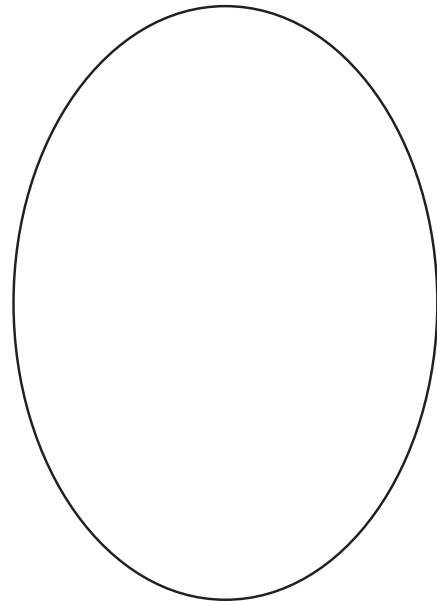
The \_\_\_\_\_ brings  
\_\_\_\_\_. They are  
made of chocolate.  
He hides them in the  
\_\_\_\_\_. Children find  
them. It's a lot of fun!



## 2 Do the Easter SUDOKU!



## 3 Decorate your Easter egg! Add it to your portfolio.



## 4 Listen and repeat the poem: Here is the Easter Bunny!



## SUGESTII DE FIȘE PENTRU OBSERVAREA SISTEMATICĂ A ACTIVITĂȚII ȘI A COMPORTAMENTULUI ELEVILOR

Completați sistematic fișele de observare propuse, analizați-le cu atenție și aplicați măsuri de îmbunătățire a demersului didactic. Împărtășiți elevilor concluziile analizei și cooptați-i ca parteneri în ameliorarea procesului de învățare.

FIȘĂ DE OBSERVARE A ELEVILOR ÎN CADRUL JOCULUI DE ROL		
Elevul/ Elevii:		Data:
Vocabular utilizat:	Exprimare socială și emoțională:	Interesul și atenția acordate activității:
Atitudinea față de sarcina de lucru:	Atitudinea față de ceilalți colegi:	
Alte observații:		

FIȘĂ DE OBSERVARE A ACTIVITĂȚII GRUPULUI			
Indicator	Frecvent	Rar	Deloc
Fiecare membru al grupului este implicat în rezolvarea sarcinii.			
Elevii formulează idei clare și ușor de înțeles de către ceilalți.			
Toate ideile propuse sunt luate în considerare.			
Elevii se sprijină și se încurajează pentru a fi productivi și creativi.			
Rezultatul activității de grup este relevant și prezentat într-o manieră care facilitează înțelegerea.			
Elevii urmăresc cu atenție prezentările celorlalte grupuri.			
Elevii acordă feedback colegilor.			



# LIMBA MODERNĂ ENGLEZĂ

clasa a |||-a

---

ISBN 978-606-590-925-0



6

421763

010176

MN14



Booklet